

PRODUCT CATALOG

SUPPORTS AND ORTHOSSES

2025

BAUERFEIND – BY PEOPLE FOR PEOPLE. FOR A BETTER QUALITY OF LIFE.

Bauerfeind AG is one of the world's leading manufacturers of medical aids. With our products, we enable people to be more active and thus make an important contribution toward maintaining and restoring health.

MEDICAL KNOW-HOW AND TECHNICAL EXPERTISE

Bauerfeind combines decades of expertise in technology and manufacturing with innovation: the tradition of a medium-sized, family-run business with a global mindset. Our specialists have worked very closely with physicians, scientists and developers right from the start. The result: patented, award-winning products and services.

Supports and orthoses from Bauerfeind represent premium quality.

EFFECTIVE VARIETY

Bauerfeind has taken on the mission of using modern orthopedic supports and orthoses to help people lead an active and pain-free life, even well into old age. Our products are characterized by clinically proven effectiveness and the latest materials.

The supports and orthoses help during recovery from injuries, in cases of degenerative changes and following surgery, and they provide new levels of mobility. Bauerfeind's high quality standards guarantee excellent product functionality.

QUALITY WITHOUT COMPROMISE

Bauerfeind products don't simply meet standards – they fulfill the most stringent requirements in terms of quality, effectiveness, and wearing comfort. This is confirmed by regular inspection procedures, for which our products are permitted to bear the seals and marks after successful testing. All Bauerfeind supports and orthoses conform to the requirements of the German Medical Devices Act (MPG) and the Medical Devices Regulation (EU) 2017/745. All medical supports and orthoses are CE-certified, thus complying with current applicable statutory regulations.



ADDITIONAL BAUERFEIND PRODUCT CATEGORIES



VENOTRAIN COMPRESSION STOCKINGS

are characterized by clinically proven effectiveness and unique material properties. They improve venous activity and counteract venous leg problems. For both mild to moderate and advanced vein problems, as well as for work or travel, the VenoTrain product range offers a suitable stocking. They can easily be combined with various styles, thanks to a wide range of colors and designs.



COMPRESSION STOCKINGS FOR EDEMA TREATMENT

Every day is more pleasant when you're feeling good. That is why the flat knit, custom-made VenoTrain® curaflow compression stockings were developed. This versatile and colorful product perfectly adapts to the individual shape of the lymphedema or lipedema patient's legs, arms, hands, or thorax. VenoTrain® curaflow provides noticeable relief so patients can live their everyday lives feeling carefree, confident, and attractive.



ORTHOTIC BLANKS

A healthy body needs healthy feet. help the foot to function naturally and can therefore positively influence the body's biomechanics.

As different feet need different types of support, Bauerfeind offers more than 300 different types of foot orthosis.

**MEDICAL AIDS
HAVE BEEN
PROVEN TO BE
EFFECTIVE***

*** Supports / orthoses, compression stockings and foot orthoses help patients get back on their feet quickly after an injury or in case of disorders.**

(Source: representative patient survey conducted by the Allensbach Institute for Public Opinion Research on behalf of eurocom e.V., 2023, n=1,300 users of supports/orthoses, compression stockings and foot orthoses)

For an overview of all treatment areas, please visit:
experts.bauerfeind.com

CONTENTS

The Bauerfeind Service

You can rely on

> Page 6

Bauerfeind Product Features

A plus in terms of function, quality and wearing comfort

> Page 8

Train Supports

The benchmark for the future

> Page 10

Reinventing treatment

SecuTec® Genu Flex – the innovation in knee orthoses

> Page 12

Bauerfeind training app

Training as ideal therapy addition

> Page 14

Bauerfeind Academy

Competent. Goal-oriented. Successful.

> Page 15

Quality that can be measured – and made to measure

Bauerfeind Measurement Technology

> Page 16

THE RIGHT PRODUCT FOR EVERY TREATMENT AREA



FOOT AND ANKLE



20 Table of indications

- 22 MalleoTrain®
- 23 MalleoTrain® S
- 24 MalleoTrain® S open heel
- 25 MalleoTrain® Plus
- 26 AchilloTrain®
- 28 AirLoc®
- 29 MalleoLoc® L
- 30 MalleoLoc® L3
- 31 MalleoLoc®
- 32 CaligaLoc®
- 33 ValguLoc®
- 34 ValguLoc® II
- 35 Xtern summit
- 35 Xtern frontier

ADDITIONAL PRODUCT INFORMATION AND SERVICES



**KNEE, THIGH
AND HIP**



- 38** Table of indications
- 40** Bauerfeind knee portfolio
- 42** GenuTrain®
- 44** GenuTrain® A3
- 45** GenuTrain® P3
- 46** GenuTrain® S
- 47** GenuTrain® S Pro
- 48** GenuPoint®
- 49** SofTec® Genu
- 50** SecuTec® Genu
- 52** SecuTec® Genu Flex
- 54** GenuTrain® OA
- 55** SecuTec® OA
- 56** MOS-Genu
- 57** GenuLoc®
- 58** CoxaTrain®
- 60** SofTec® Coxa
- 61** MyoTrain®



**SPINE
AND NECK**



- 64** Table of indications
- 67** Bauerfeind back portfolio
- 68** LumboTrain® straight / waisted
- 70** SacroLoc®
- 72** Spinova® Mum
- 74** LordoLoc®
- 75** LumboLoc®
- 76** Comprifix® Evolution
- 77** LumboLoc® Forte
- 78** LumboLoc® Support
- 79** LumboLoc® Unload
- 80** LumboLoc® Immo
- 81** Spinova®-System
- 84** Spinova® Stabi Classic
- 85** Spinova® Support Plus Classic
- 86** Spinova® Support Plus
- 87** Spinova® Unload Classic
- 88** Spinova® Unload Plus
- 89** Spinova® Immo Plus Classic
- 90** Spinova® Immo Plus
- 91** Spinova® Immo
- 92** SecuTec® Dorso
- 93** SecuTec® Lumbo
- 94** SofTec® Lumbo
- 95** Spinova® Osteo
- 96** Spinova® Osteo ES
- 97** SofTec® Dorso
- 98** CerviLoc®|CerviLoc® S



**HAND, ELBOW
AND SHOULDER**



- 102** Table of indications
- 104** ManuTrain®
- 105** ManuLoc®
- 106** ManuLoc® long
- 107** ManuLoc® long Plus
- 108** RhizoLoc® OA
- 109** RhizoLoc®
- 110** ManuLoc® Rhizo
- 111** ManuLoc® Rhizo long
- 112** ManuLoc® Rhizo long Plus
- 113** EpiTrain®
- 114** EpiPoint®
- 115** OmoTrain®
- 116** OmoTrain® S
- 117** OmoLoc®

SPARE PARTS, ACCESSORIES AND ADDITIONAL FEATURES

- 120** Foot and ankle
- 121** Knee, thigh and hip
- 124** Spine and neck
- 128** Hand, elbow and shoulder
- 129** Tools required for orthoses
- 130** Additional products

CUSTOM-MADE PRODUCTS

- 134** Order sheets for custom-made products
- 141** Order sheet for standard products

THE BAUERFEIND SERVICE YOU CAN RELY ON

ONLINE SHOP SERVICE

When ordering via the Bauerfeind online shop, you benefit from reduced shipping costs and can take advantage of versatile functions such as the order status, availability display or patient files. To create a customer account, register at: experts.bauerfeind.com/register



Order online now:
experts.bauerfeind.com



YOUR BENEFITS AT A GLANCE

- + 24 h online availability
- + Accessible anywhere using a web browser
- + Intuitive order process
- + Up-to-date order status
- + Low shipping costs
- + Smart search function
- + Digital order process
- + Direct connection to Bauerfeind BODYTRONIC measurement technology
- + Patient file to store measurement and treatment data
- + Support via Customer Service, e-mail, contact form:
experts.bauerfeind.com/contact

PARTNERS IN HEALTHCARE

At Bauerfeind, our passion for quality is driven by supporting patients in their journey towards health and recovery.

Our healthcare partners are integral to this service concept, providing exceptional care to deliver innovative, tailor-made solutions that support patient goals and outcomes.

As your partner in care, Bauerfeind is available to answer any questions you or your patients may have about our products and services:

bauerfeind.com

SERVICE GUARANTEES



100 % AVAILABILITY

By telephone within our service times (Mo. – Th. 7.00 am – 05.00 pm, Fr. 7.00 am – 04.00 pm CET).
By fax, e-mail and electronic ordering systems 24 hours per day.



ELECTRONIC ORDERING SYSTEM

Make use of our offers for a fast, faultless and effort reduced data transfer: online shop, EDI service partner.



DESPATCH HANDLING

At your request we take care of the full processing of your shipment (incl. shipment quotations, additional documents) and we can bundle your orders flexible.



PROCESSING OF RETURNS

Within 5 days after receipt of goods.



ONE FACE TO THE CUSTOMER

You have one fixed contact person for all of your desires and concerns.



PROACTIVE INFORMATION

We keep you posted – you receive from us all important information about your order and delivery status.



RETURN OF GOODS

Redemption of faultless goods within 30 days after delivery with 100 % refund or replacement (prior notification, filled form of return is required).

BAUERFEIND PRODUCT FEATURES

A PLUS IN TERMS OF FUNCTION, QUALITY AND WEARING COMFORT

Bauerfeind has represented outstanding quality and excellent treatment for more than 90 years.

Find out more about discerning expertise and high-quality product features that characterize our entire portfolio.

+ TRAIN KNITTED FABRIC


The three-dimensional surface of the breathable material allows constant microcirculation and intermittent compression during movement.

Muscular stabilization supports physiological movement processes. The Train knitted fabric fits perfectly and remains securely in position.



+ COMFORT ZONE

For particularly sensitive areas of the body, such as crooks, bony projections and peripheral areas, we offer particularly stretchy material ensuring more wearing comfort, minimal pressure and easier doffing and donning.



+ GENTLE ON THE SKIN AND BREATHABLE

We really want to comply with the requests voiced by many users for particularly skin-friendly products. That is why we develop materials that are pleasant and breathable on the skin and fit without slipping.



+ EASY TO HANDLE

We want to make sure that our products are easy to put on and can be used without much effort. To achieve this, we integrate individual product solutions, such as ergonomic donning aids, practical hand straps, special zippers, flexible Velcro straps, or individual fastening systems.



+ TOOL-FREE FITTING

For individual adjustment, you can shape or configure many of our components, such as aluminum frames or hinges, without tools. Prompt service and uncomplicated use ensure a high degree of customer satisfaction and time savings.



+ MULTI-STAGE TREATMENT

The modular design of modern orthoses allows multi-stage treatment, depending on the required stabilization or desired mobilization by adding or removing functional elements.



+ STUDIES SHOW THAT:

Find out more about the latest study results from your Bauerfeind field sales team, in certified CME training sessions, or at bauerfeind.de/arzt.



+ DIGITAL MEASUREMENT

With the pioneering BODYTRONIC measurement system, Bauerfeind offers the option of individually adapting supports, medical compression stockings, foot orthoses and shoes, guaranteeing the perfect fit, excellent wearing comfort and maximum medical effectiveness – for high-quality treatment.

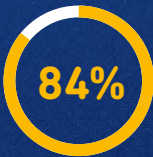


TRAIN SUPPORTS

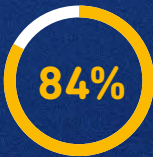
THE BENCHMARK FOR THE FUTURE

The therapeutic goals of medical supports are less pain and more joint stability.
But a support can only help when it fits properly and is comfortable to wear. It has to be convincing every day, after all:

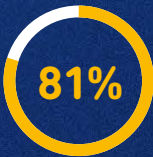
THIS IS IMPORTANT TO PATIENTS WHEN BUYING A SUPPORT:*



pleasant to wear



easy and uncomplicated to put on and take off



a sense of stability and confidence

Bauerfeind has been acting according to these characteristics from the beginning.

The new Train supports are **NOW EVEN MORE CONVINCING IN TERMS OF EFFECTIVENESS, WEARING COMFORT AND HANDLING.**



MODERN VISCOELASTIC PADS PROMOTE PAIN REDUCTION**

- Provide relief and reduce pain
- Innovative massage elements consisting of components with different firmness provide intense stimulation

* Representative survey conducted by the Allensbach Institute for Public Opinion Research on behalf of eurocom e.V., 2023
**Schween R, Gehring D, Gollhofer A (2015); Immediate Effects of an Elastic Knee Sleeve on Frontal Plane Gait Biomechanics in Knee Osteoarthritis. PLoS ONE 10(1): e0115782. doi:10.1371/journal.pone.0115782



»THE FIT IS
EXCEPTIONAL«

The three-dimensional, anatomical basic shape and high elasticity of the knitted fabric ensure that the Train supports fit perfectly during movement, therefore being able to offer maximum effectiveness.

Birgit Görnert,
Head of Global Product Management

THE HIGH-LOW KNITTED FABRIC

- + STABILIZING AND PAIN REDUCING EFFECT**
Thanks to circular compression with highly textured surface combined with pads.
- + STIMULATES THE METABOLISM AND PROMOTES RECOVERY**
The compressive knitted fabric creates a beneficial intermittent compression massage during movement.
- + EFFECTIVE THANKS TO A PERFECT FIT**
The knitted fabric is anatomically contoured and highly elastic to ensure a secure fit, during movement in particular.
- + HIGH WEARING COMFORT**
The knitted fabric is thinner, the structure airier and compression more gentle in the sensitive areas of the body.

PROVEN BAUERFEIND QUALITY

COMFORTABLE AND DURABLE

The elastic compression yarns are covered twice before the knitting process. This guarantees perfect stretching behavior and ensures a comfortably soft surface for our supports.

SOFT EDGES

Wide edges with reduced pressure prevent pinching and guarantee unrestricted metabolism.



REINVENTING TREATMENT

SecuTec® Genu Flex – the innovation in knee orthoses

- + **Flexible during movement**, thanks to unique Flex-modules
- + **Individual fit**, due to Flex-links that can be added or removed, as well as telescoping hinges
- + **Adjustable over the course of therapy** with increasing / decreasing thigh circumference
- + **Reliable protection** during everyday activities



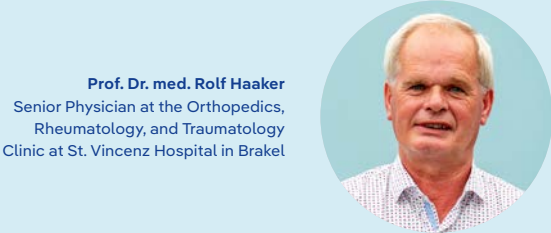
SecuTec Genu Flex adapts to you. Muscles change their shape during movement and their circumference during the treatment process.



RECOMMENDED
BY
EXPERTS

A CONVINCING TEAM

For targeted treatment following orthopedic procedures or knee injuries.



»Following cruciate ligament surgery, effective stabilization and edema reduction in particular will ensure rapid healing. Our preferred products are braces that remain securely in position and medical compression stockings where donning of the product is easy.«

SecuTec® Genu Flex FOR INCREASED DYNAMICS IN THERAPY



- + Effective guidance and stabilization according to the four-point principle, as well as flexibility during movement



VenoTrain® soft S THE ALL-ROUNDER FOR EASY DONNING OF THE PRODUCT



- + Effective post-operative and post-traumatic edema control to reduce swelling

Benefits of treatment

- ✓ Improving rehabilitation
- ✓ Reducing existing edema
- ✓ Promoting healing

*A complete overview is available in the product catalog for med. compression stockings (art. no. 271 2010 1000 003).
For additional details about indications, contraindications, and handling of the required product, please consult the relevant instructions for use.

BAUERFEIND TRAINING APP

TRAINING AS IDEAL THERAPY ADDITION.

The body can only stay mobile and recover properly with training and movement. The Bauerfeind training App supports patients to exercise with products from Bauerfeind. Our trainer targets different problems and motivates users to do something to improve their health.



Available free of charge for iOS and Android.
For more information, please see:
apps.bauerfeind.com/therapy

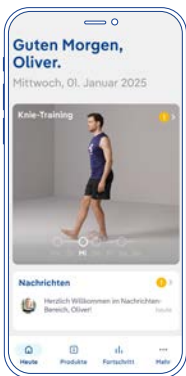


**THE TRAINING APP
IS A MEDICAL DEVICE**



DEVELOPED BY EXPERTS
The exercises have been compiled by physicians and physiotherapists to suit the relevant conditions.

HOW DOES THE TRAINING APP HELP?



PERSONALIZED TRAINING FOR EACH PATIENT

Two or three training sessions per week will increase the patient's strength and mobility. The exercises are chosen to suit the individual indication and are constantly adapted to the patient's fitness level and pain threshold. This brief workout of less than 30 minutes can easily be integrated into daily activities.



MONITORING IMPROVEMENT AND TRAINING PROGRESS

The trainer keeps asking about how the patient is feeling and optimizes the training plan accordingly. At the same time, he records the individual pain assessment, meaning users can always keep an eye on their healing process.

BAUERFEIND ACADEMY

COMPETENT. GOAL-ORIENTED. SUCCESSFUL.

Would you like customers to clearly favor your medical retail store and reward your team’s expertise?
We will be happy to support you!

We offer you customized training with strong practical relevance. These training opportunities can also be conducted online.

Discuss the options with your sales manager.

For further information and registration forms, please contact your local Sales Representative.

BENEFITS AT A GLANCE

+ TRAINING WITH STRONG PRACTICAL RELEVANCE

The training sessions offered by our Academy will always include medical information to improve understanding and ensure increased technical expertise. Specifically trained coaches, such as orthotists, physical therapists, and lymph therapists, will provide professional guidance through the different subjects, while always considering the relevant target group.

+ E-LEARNINGS & ONLINE TRAINING ON MEDICAL KNOWLEDGE & PROFESSIONAL COMPETENCE



bfzr.de/int-elearning2

+ INDIVIDUAL TRAINING REQUEST



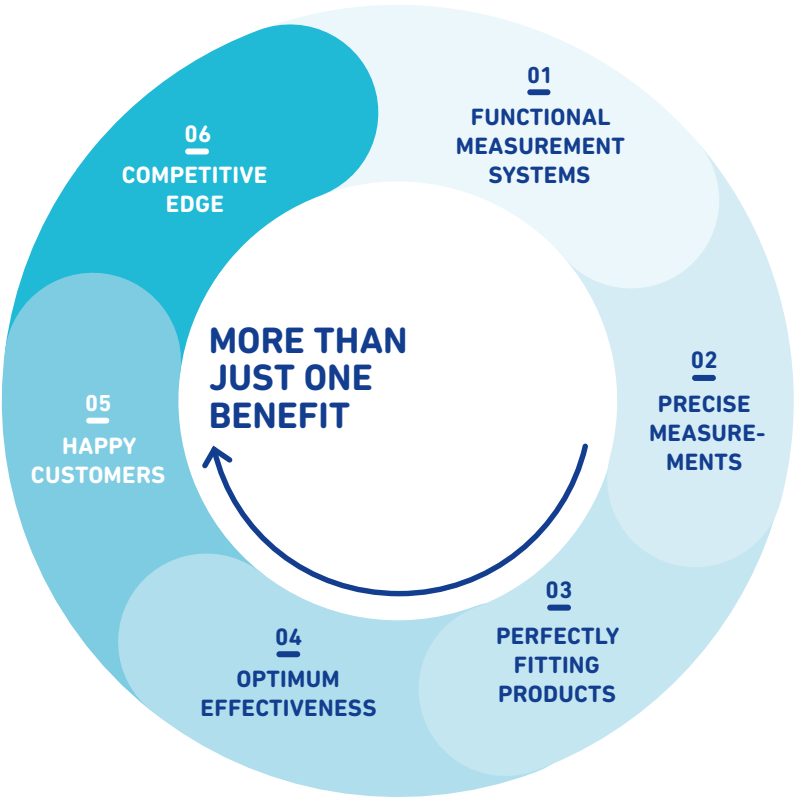
bfzr.de/individual-training

+ ONLINE TRAINING

Would you like to learn in a time-saving and cost-efficient way? You can book tailored online training and specify the contents and the subject according to your needs.



QUALITY THAT CAN BE MEASURED – AND MADE TO MEASURE.



↓

PRODUCT FINDER:
[experts.bauerfeind.com/
b2b/messtechnik](https://experts.bauerfeind.com/b2b/messtechnik)



BODYTRONIC® 410 FLEXIBLE 3D SCANNER FOR THE LOWER EXTREMITIES

- Contact-free measurement for compression stockings, with no need for special measurement clothing
- 3D image of the measurement area up to the waist
- Quick and easy to set up and take down

SELECTING THE PRODUCT
WITH THE PERFECT FIT
The BODYTRONIC 610 helps you
to choose the perfect standard or
custom-made product.



BODYTRONIC® 610
FULL-BODY SCANNER
INCLUDING PRODUCT SUPPLY
FOR ALL EXTREMITIES

- Contact-free measurements for medical compression stockings, knee and foot supports, knee orthoses as well as for back, arm and shoulder products without the need for special measurement clothing
- Optional full-body scan, export of 3D data
- Standing space of only 1.60 m²




SCANNER AND CAMERA
Beams of harmless infrared light are projected to form patterns on the person being measured and are captured digitally. Using the information from the images, the software generates a precise 3D model.



SELF-ROTATING MEASUREMENT PLATFORM
Moves the patient steadily, thus excluding the potential for errors.

FOOT AND ANKLE

FOR TARGETED FOOT AND ANKLE TREATMENT



AchilloTrain®



TABLE OF INDICATIONS FOOT AND ANKLE TREATMENT

PRODUCT		MalleoTrain®	MalleoTrain® S / S open heel	MalleoTrain® Plus	AchilloTrain® NEW	AirLoc®
						
PRODUCT FEATURE		Relief and stabilization of the ankle	Stabilization of the ankle joint thanks to functional strap system	Increased stabilization and relief of the ankle thanks to functional strap system	Reduction of Achilles tendon problems, due to friction pad and heel wedge	Movement-limiting ankle orthosis with adjustable air cushions
PAGE NUMBER		22	23 + 24	25	26 + 27	28
INDICATIONS						
Ligament insufficiency / instability	mild	•	•	•		
	moderate					•
	severe					
Irritation (post-traumatic / post-operative)		•		•	•	
Injuries to the capsular ligament (acute)						•
Early functional treatment		•		•		•
Non-surgical / post-operative treatment		•		•		•
Rehabilitation / protection		•	•	•		•
Sinus tarsi syndrome / instability of the subtalar joint						
Recurrence prevention		•	•	•		•
Osteoarthritis / arthritis		•				
Tendinopathy		•				
Tendomyopathy		•				
Achillodynia					•	
Haglund's deformity					•	
Hallux valgus (non-surgical / post-operative)						
Weber A fracture (not dislocated)						•
Weakness of the dorsiflexor muscles (e.g. following trauma, stroke, surgery, MS)						

MalleoLoc® L	MalleoLoc® L3	MalleoLoc®	CaligaLoc®	ValguLoc®	ValguLoc® II	Xtern summit	Xtern frontier
							
Lateral stabilization of the ankle	Lateral stabilization of the ankle – removable in three stages	Increased stabilization of the upper and lower ankle	Stabilization of the upper and lower ankle after serious injuries	Correction of the big toe at rest	Correction of the big toe at rest and during movement	Supports natural gait	Supports natural gait
29	30	31	32	33	34	35	35
•	•						
•	•	•					
		•	•				
•	•						
•	•	•	•				
•	•	•					
•	•	•	•				
•	•	•	•		•		
			•				
•	•	•					
				•	•		
						•	•

MalleoTrain®

Relief and stabilization of the ankle



Lateral and medial pads



Pads anatomically contoured to the medial and lateral malleolus



Train knit fabric



Instep comfort zone



Soft support edge

INDICATIONS

- Chronic, post-operative and post-traumatic irritation (e.g. after sprains)
- Osteoarthritis and arthritis, joint effusions and swelling
- Tendinopathy
- Tendomyopathy
- Ligament insufficiency
- Early functional / non-surgical treatment
- Recurrence prevention

BENEFITS AND MODES OF ACTION

- Graduated compression promotes the reabsorption of edema, effusions and hematomas
- The pad redistributes support's compression away from the prominent malleoli to the surrounding soft tissues
- Neuromuscular joint stabilization by means of compressive knit material
- Intermittent compression is exerted during movement to promote circulation via the joint capsule and tendon compartments
- Optimized durability, even with intensive use, thanks to reinforced seams with an elastic band
- The breathable and particularly soft instep comfort zone of the anatomically contoured Train knitted fabric provides maximum wearing comfort with ideal medical effectiveness

THE ADVANTAGES OF BAUERFEIND

- + Easy to handle
- + Gentle on the skin and breathable
- + Train knit fabric
- + Comfort zone
- + Digital measurement
- + Training app

ORDERING OPTIONS

Colors: beige, black, titan

Versions: right, left

Optional:
custom-made solution (beige, titan)

SCOPE OF DELIVERY

Including donning aid

STUDIES^A HAVE SHOWN

- **60% of patients** experience less pain with the MalleoTrain ankle support

SIZE	1	2	3	4	5	6	ORDER NO.
Ankle circumference (cm)	17 – 19	19 – 21	21 – 23	23 – 25	25 – 27	27 – 29	110 1110 30*0 +0°

* = Color (1) beige, (7) black, (8) titan
+ = Version (6) right, (7) left
° = Size (1 – 6)

Custom-made solution: Please find the exact measuring points on our order pad for custom-made products or the order sheet for custom-made products on page 139.

^A Heß, T.; Milani, T.L.; Kilper, A.; Mitschke, C.
Immediate Effects of Wearing an Ankle Bandage on Fine Coordination, Proprioception, Balance and Gait in the Subacute Phase of Ankle Sprains.
Life 2024, 14, 810. <https://doi.org/10.3390/life14070810>



MalleoTrain® S

Stabilization of the ankle joint thanks to functional strap system



FOOT AND
ANKLE



Strap system wrapped in a figure of eight



Flat strap system



Train knit fabric



Instep comfort zone



Soft support edge

INDICATIONS

- Ligament insufficiency
- Supination prevention
- Mild sprains

BENEFITS AND MODES OF ACTION

- Stabilizes the ankle's movement planes and counteracts supination, thanks to its individually adjustable strap system
- Works just like a functional tape bandage, connecting the midfoot with the distal lower leg via a vertical figure of eight
- Neuromuscular joint stabilization by means of compressive knit material
- The breathable and particularly soft instep comfort zone of the anatomically contoured Train knitted fabric provides maximum wearing comfort with ideal medical effectiveness
- Particularly flat strap system on anatomically contoured Train knitted fabric fits into many types of shoes
- Optimized durability, even with intensive use, thanks to reinforced seams with an elastic band

THE ADVANTAGES OF BAUERFEIND

- + Easy to handle
- + Gentle on the skin and breathable
- + Train knit fabric
- + Comfort zone
- + Digital measurement
- + Training app

ORDERING OPTIONS

Colors: black, titan

Versions: right, left

SCOPE OF DELIVERY

Including donning aid

SIZE	1	2	3	4	5	6	ORDER NO.
Ankle circumference (cm)	17–19	19–21	21–23	23–25	25–27	27–29	110 1111 30*0 +0°

* = Color (7) black, (8) titan
+ = Version (6) right, (7) left
° = Size (1–6)



MalleoTrain® S open heel

Stabilization of the ankle joint and improved contact with the ground, thanks to open heel




Strap system wrapped in a figure of eight




Flat strap system



Open heel



Train knit fabric



Instep comfort zone

INDICATIONS

- Ligament insufficiency
- Supination prevention
- Mild sprains

BENEFITS AND MODES OF ACTION

- Stabilizes the ankle's movement planes and counteracts supination, thanks to its individually adjustable strap system
- Works just like a functional tape bandage, connecting the midfoot with the distal lower leg via a vertical figure of eight
- Neuromuscular joint stabilization by means of compressive knit material
- The breathable and particularly soft instep comfort zone of the anatomically contoured Train knitted fabric provides maximum wearing comfort with ideal medical effectiveness
- Open heel for improved contact with the ground
- Particularly flat strap system on anatomically contoured Train knitted fabric fits into many types of shoes

THE ADVANTAGES OF BAUERFEIND

- + Easy to handle
- + Gentle on the skin and breathable
- + Train knit fabric
- + Comfort zone
- + Digital measurement
- + Training app

ORDERING OPTIONS

Colors: beige, titan

Versions: right, left

SIZE	1	2	3	4	5	ORDER NO.
Ankle circumference (cm)	17 – 19	19 – 21	21 – 23	23 – 25	25 – 27	110 1115 10*0 +0°

* = Color (1) beige, (8) titan
+ = Version (6) right, (7) left
° = Size (1 – 5)

experts.bauerfeind.com/malleotrain-s-open-heel



MalleoTrain® Plus

Increased stabilization and relief of the ankle thanks to functional strap system



Lateral and medial pads



Strap system wrapped in a figure of eight



Flat strap system



Train knit fabric



Instep comfort zone

INDICATIONS

- Chronic, post-traumatic or post-operative irritation
- Post-operative rehabilitation
- Early functional treatment of capsular ligament injuries in the upper / lower ankle
- Ligament insufficiency / instability
- Supination prevention, particularly during increased activity

BENEFITS AND MODES OF ACTION

- Stabilizes the ankle's movement planes and counteracts supination, thanks to its individually adjustable strap system
- Works just like a functional tape bandage, connecting the midfoot with the distal lower leg via a vertical figure of eight
- Additional stability thanks to medial and lateral pads that are wrapped up tightly in a figure of eight pattern
- Neuromuscular joint stabilization by means of compressive knit material
- The breathable and particularly soft instep comfort zone of the anatomically contoured Train knitted fabric provides maximum wearing comfort with ideal medical effectiveness
- Particularly flat strap system on anatomically contoured Train knitted fabric fits into many types of shoes
- Optimized durability, even with intensive use, thanks to reinforced seams with an elastic band

THE ADVANTAGES OF BAUERFEIND

- + Easy to handle
- + Gentle on the skin and breathable
- + Train knit fabric
- + Comfort zone
- + Digital measurement
- + Training app

ORDERING OPTIONS

Colors: titan

Versions: right, left

SCOPE OF DELIVERY

Including donning aid

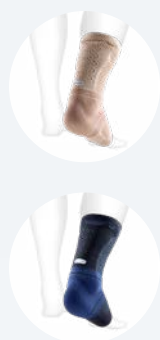
SIZE	1	2	3	4	5	6	ORDER NO.
Ankle circumference (cm)	17–19	19–21	21–23	23–25	25–27	27–29	110 1112 1080 +0°

+ = Version (6) right, (7) left
° = Size (1–6)



AchilloTrain®

Reduction of Achilles tendon problems,
due to friction pad and heel wedge



NEW



High friction pad



Effect of the pad over the whole tendon course



Integrated donning aid



Two heel wedges for additional relief



Instep comfort zone

INDICATIONS

- Achillodynia (tendinosis, paratendinitis, bursitis subachillea)
- Haglund's deformity
- Chronic, post-traumatic or post-operative irritation (e.g. in the case of Achilles tendon ruptures)

BENEFITS AND MODES OF ACTION

- The pad ensures a uniform application of pressure and exerts a massage effect during movement, improving the local metabolism and reducing edema
- The integrated tendon pad is viscoelastic and anatomically contoured
- Targeted intermittent compression is used, for example, to improve muscle control and movement coordination

APPLICATION INSTRUCTIONS

- Please use heel wedges on both sides so the leg length on the other side can be balanced

THE ADVANTAGES OF BAUERFEIND

- + Easy to handle
- + Gentle on the skin and breathable
- + Train knit fabric
- + Digital measurement
- + Training app

ORDERING OPTIONS

Colors: beige, black, titan

Versions: identical versions for right and left

Spare parts / additional features: see page 120 and price list

SCOPE OF DELIVERY

Including donning aid

Including viscoelastic heel wedges (one pair)

SIZE	1	2	3	4	5	6	ORDER NO.
Ankle circumference (cm)	17–19	19–21	21–23	23–25	25–27	27–29	110 1101 40*0 00°

* = Color (1) beige, (7) black, (8) titan

° = Size (1–6)

experts.bauerfeind.com/achillotrain



AirLoc®

Movement-limiting ankle orthosis with adjustable air cushions



Integrated pump and release valve to adjust air cushions to degree of swelling



Adapts to the individual foot width, thanks to its elastic shell connection



Two anatomically contoured Velcro straps ensure the perfect fit on the lower leg



Pleasant wearing sensation, thanks to flat, anatomically contoured design with soft pads



Stabilizing effect in combination with shoes

INDICATIONS

- Treatment of (acute) injuries to the capsular ligament complex
- Early functional / non-surgical treatment, e.g. after ankle sprains and ruptured ligaments
- Post-operative rehabilitation / protection, e.g. after suture repair / ligament reconstruction
- Chronic ligament insufficiency / instability
- Recurrence prevention
- Weber A fracture (not dislocated)

BENEFITS AND MODES OF ACTION

- When worn with shoes, stabilizes the medial and lateral capsular ligament structures in the ankle after acute injuries
- Pronation and supination are mechanically restricted to prevent recurring trauma
- The flat, anatomically contoured orthosis has been designed for acute treatment in particular, and is available in one universal size for the right/left foot
- The insides feature extensive foam pads in a soft microfiber top cover
- Two anatomically contoured plastic shells form a U splint and are secured with two anatomically contoured Velcro straps that are wound around the ankle and lower leg in a circle
- The shells are elastically linked to each other underneath the heel bone and therefore adapt to the individual width of the foot and current degree of swelling

THE ADVANTAGES OF BAUERFEIND

- + Easy to use
- + Tool-free fitting
- + Training app

ORDERING OPTIONS

Colors: blue

Versions: identical versions for right and left

Size: universal

STUDIES^A HAVE SHOWN

- **34 % fewer complications** in ankle treatment compared with taping

APPLICATION INSTRUCTIONS

- The air cushions incorporated on the sides can be adjusted to the individual degree of swelling, using the integrated pump and release valve
- Slim design so easily fits into various types of footwear

SIZE

Available in one universal size

ORDER NO.

120 1303 2050 000

^A Lardenoye, S., Theunissen, Ed., Cleffken, B., Brink, P., R., G., de Bie, R., A., Poeze, M.: The effect of taping versus semi-rigid bracing on patient outcome and satisfaction in ankle sprains: a prospective, randomized controlled trial BMC Musculoskeletal Disorders 2012, 13:8; <http://www.biomedcentral.com/1471-2474/13/81>

MalleoLoc® L

Lateral stabilization of the ankle



Plantar pad



Microfiber cushioning material



Shell



Slim L shell



Fits into everyday or business shoes

INDICATIONS

- Non-surgical treatment of sprains and ruptured ligaments
- Acute and chronic capsular ligament instabilities
- Prevention of chronic ligament instability
- Post-operative rehabilitation / protection, e.g. after suture repair / ligament reconstruction
- Post-traumatic / post-operative irritation

BENEFITS AND MODES OF ACTION

- Stabilizes the foot in the shoe and provides lateral protection against sprains, without restricting the foot's normal heel-to-toe movement
- The L shell sits in front of the talus bone and prevents talar shift
- The plantar pad (optional) that can be individually positioned stimulates the dorsiflexor muscles for additional active stabilization
- Excellent wearing comfort due to soft microfiber cushioning

THE ADVANTAGES OF BAUERFEIND

- + Easy to handle
- + Gentle on the skin and breathable
- + Tool-free fitting
- + Training app

ORDERING OPTIONS

Colors: titan

Versions: right, left

Size: universal

Spare parts / additional features: see page 120 and price list

STUDIES^A HAVE SHOWN

- Counteracts spraining
- Stabilizes the ankle

SIZE

Available in one universal size

+ = Version (6) right, (7) left

ORDER NO.

120 1326 1080 +00

^A Gehring, D., Münch, M., Gollhofer A., Laborstudie: Nachweis von antisupinatorischen Effekten von Orthesen innerhalb des Verletzungsmechanismus; Orthopädieschuhtechnik, Ed. 10, p. 26–29, 2018

MalleoLoc® L3

Lateral stabilization of the ankle
– removable in three stages



Treatment solution for three stability requirements



Zipper



Fits into everyday or business shoes

INDICATIONS

- Non-surgical treatment of sprains and ruptured ligaments
- Acute and chronic capsular ligament instabilities
- Prevention of chronic ligament instability
- Post-operative rehabilitation / protection, e.g. after suture repair / ligament reconstruction
- Post-traumatic / post-operative irritation

BENEFITS AND MODES OF ACTION

- The orthosis with removable elements supports patients throughout their treatment and offers a solution for three stability requirements according to the progress of healing
- The support's soft tissue compression helps reduce swelling more quickly, improves proprioception, and activates the muscles
- Provides lateral stabilization of the foot in the shoe and protection against sprains, without restricting the foot's normal heel-to-toe movement
- The L shell sits in front of the talus bone to counteract talar shift
- Zip for easy donning

THE ADVANTAGES OF BAUERFEIND

- + Easy to handle
- + Gentle on the skin and breathable
- + Comfort zone
- + Tool-free fitting
- + Multi-stage treatment
- + Training app

ORDERING OPTIONS

Colors: titan

Versions: right, left

Spare parts / additional features:
see page 120 and price list

STUDIES^Δ HAVE SHOWN

- **Counteracts spraining**
- **Stabilizes the ankle**

SIZE	1	2	3	4	5	6	ORDER NO.
Ankle circumference (cm)	17 – 19	19 – 21	21 – 23	23 – 25	25 – 27	27 – 29	120 1327 1080 +0°

+ = Version (6) right, (7) left
° = Size (1 – 6)



^Δ Gehring, D., Münch, M., Gollhofer A., Laborstudie:
Nachweis von antispinatorischen Effekten von Orthesen innerhalb des Verletzungsmechanismus; Orthopädieschuhtechnik, Ed. 10, p. 26 – 29, 2018

MalleoLoc®

Increased stabilization of the upper and lower ankle



Plantar guide



Anatomically shaped, bilateral stabilization element

INDICATIONS

- Early functional / non-surgical treatment for injuries to the capsular ligament complex and the bifurcate ligament, e.g. after sprains and ruptured ligaments
- Post-operative protection after ligament suture repairs / reconstruction
- Chronic ligament insufficiency
- Recurrence prevention

BENEFITS AND MODES OF ACTION

- Stabilizes the foot and protects against sprains
- Allows both plantar flexion and dorsal extension, and prevents talar shift, without restricting the foot's normal heel-to-toe movement
- Activates the dorsiflexor muscles using a plantar guide, thus supporting the stabilizing effect and supination protection offered by the orthosis

THE ADVANTAGES OF BAUERFEIND

- + Easy to handle
- + Tool-free fitting
- + Digital measurement
- + Training app

ORDERING OPTIONS

Colors: titan

Versions: right, left

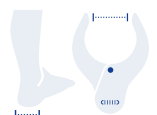
Spare parts / additional features: see page 120 and price list

STUDIES^A HAVE SHOWN

- **Counteracts spraining**
- **Stabilizes the ankle**

SIZE	1 (STANDARD)	2 (WIDE)	ORDER NO.
Heel width (cm)	<6	>6	120 1301 3080 +0°

+ = Version (6) right, (7) left
° = Size (1 – 2)



^A Gehring et al.: Expecting ankle tilts and wearing an ankle brace influence joint control in an imitated ankle sprain mechanism during walking. Gait & Posture 2014; 39 (3), 894–898.
Eberbach H., et al.: Efficacy of a semirigid ankle brace in reducing mechanical ankle instability evaluated by 3D stress-MRI. J. Orthop. Surg. Res. (2021) 16:620; <https://doi.org/10.1186/s13018-021-02750-6>

CaligaLoc®

Stabilization of the upper and lower ankle after serious injuries



Pronation wedge to relieve the lateral ligaments



Medial view

INDICATIONS

- Non-surgical treatment of severe ankle injuries
- Post-operative protection after suture repairs / ligament reconstruction
- Chronic instability of the upper and / or lower ankle where surgery is contraindicated
- Post-traumatic sinus tarsi syndrome and decompensated instability of the subtalar joint, also as a temporary stabilization aid

BENEFITS AND MODES OF ACTION

- Prevents non-physiological stress conditions in the upper and, to a certain extent, lower ankle
- Raising of the rear foot's outer edge and relief of the lateral ligaments due to integrated pronation wedge

APPLICATION INSTRUCTIONS

- Individual adjustment in case of severe swelling by cutting the cushion in the area of the lateral malleolus cut-out
- Only to be worn in comfortable outdoor footwear or sneakers; when lying down or sitting, the orthosis also relieves the ankle without shoes

THE ADVANTAGES OF BAUERFEIND

- + Easy to handle
- + Tool-free fitting
- + Digital measurement
- + Training app

ORDERING OPTIONS

Colors: titan

Versions: right, left

STUDIES^A HAVE SHOWN

- **Ready to work again 23.3 days earlier** compared with plaster cast treatment

SIZE	1	2	3	ORDER NO.
Shoe sizes as a guide	34 – 38	39 – 43	44 – 48	120 1300 4080 +0°

+ = Version (6) right, (7) left

° = Size (1 – 3)

^A Zwipp et al., Die konservativ-funktionelle Behandlung des Knöchelbänderrisses hat sich bewährt: 5-Jahres-Ergebnisse, Med. Orth. Tech., Ausg. 114, S. 122 – 126, 1994 © Gentner Verlag Stuttgart

ValguLoc®

Correction of the big toe at rest



FOOT AND ANKLE



Postural splint

INDICATION

- Hallux valgus (non-surgical and post-operative)

BENEFITS AND MODES OF ACTION

- Corrects the misalignment of the big toe and stretches shortened parts of the capsule and / or soft tissues
- Postoperative loss of correction (e.g. due to scarring) can be avoided, and the casing helps protect the big toe from certain mechanical forces
- Continuously adjustable correction pressure using Velcro fastening
- High wearing comfort due to soft strap and cushioning materials

THE ADVANTAGES OF BAUERFEIND

- + Easy to handle
- + Tool-free fitting
- + Digital measurement

ORDERING OPTIONS

Colors: titan

Versions: right, left

Spare parts / additional features: see page 120 and price list

SIZE	1	2	3	ORDER NO.
Shoe sizes as a guide	34 – 36	37 – 40	41 – 46	120 1310 2080 +0°

+ = Version (6) right, (7) left
° = Size (1 – 3)

ValguLoc® II

Correction of the big toe at rest
and during movement



Multi-dimensional hinge to adjust the abduction and adduction angle



Complete mobility of the first metatarsophalangeal joint or immobilizing it with adjustable flexion and extension angles

INDICATIONS

- Post-operative protection / rehabilitation following hallux valgus surgery
- Non-surgical functional treatment of big toe misalignments with mobilization

BENEFITS AND MODES OF ACTION

- Individual configuration of the correction angle for the big toe due to hinge that can be adjusted three-dimensionally
- Can be adapted to the individual shape of the foot and locked in a range of positions if required for post-operative splinting / immobilization of the metatarsophalangeal joint of the toe
- Relieving pressure on the metatarsophalangeal joint of the toe using correction
- Fits into wide outdoor shoes thanks to low-profile design
- Enables natural heel-to-toe movement of the foot

THE ADVANTAGES OF BAUERFEIND

+ Easy to handle

ORDERING OPTIONS

Colors: titan

Versions: identical versions for right and left

Size: universal

Spare parts / additional features: see page 121 and price list

SIZE

Available in one universal size

ORDER NO.

120 1316 0050 000

Xtern summit*

Xtern frontier*

Supports natural gait



Patients can wear a variety of shoes with Xtern (image showing examples)



Quick change of shoes, thanks to shoe attachment clips (included with the product)



Self-closing magnetic fastener for Xtern frontier, can also be used with Xtern summit

USE TEST SET
TO FIND THE
CORRECT SIZE.

INDICATIONS

Weakness of the dorsiflexor muscles with or without mild spasticity:

- Peroneal palsy
- Following back, hip, or knee surgery
- Following traumatic injury in the area of the lower extremities

Additionally (treatment using Xtern frontier):

- Paresis following a stroke with restricted movement of the fingers
- Multiple sclerosis (MS)

BENEFITS AND MODES OF ACTION

- Revitalizes the foot for movement, thanks to the biomechanically optimized orthosis design
- Natural walking and hiking, and much more: the orthosis design adapts to uneven surfaces
- Fits many types of shoes: click-in system allows switching between everyday shoes, sneakers, and even sandals (10 clips included)
- High level of wearing comfort: no direct contact with the foot and ankle to avoid blisters and pressure points
- Low storage requirements, thanks to three-size system with one design for the right and left leg
- Use of individual insoles possible

APPLICATION INSTRUCTIONS

We recommend the Xtern frontier in cases of restricted fine motor skills of the hands because of:

- A magnetic fastener that can be closed with one hand
- Foot is inserted from the back

ORDERING OPTIONS

Colors: black

Versions: identical versions for right and left

Spare parts / additional features: see page 121 and price list

SIZE		S	M	L	ORDER NO.
Xtern summit	Shoe sizes as a guide	34,5 – 41,5	40,5 – 46,0	45,0 – 51,0	120 1355 1170 00°
Xtern frontier	Shoe sizes as a guide	34,5 – 41,5	40,5 – 44,5	44,5 – 51,0	120 1356 1170 00°
Xtern test set					190 0110 0110 001

° = Size S (1), M (2), L (3)

When in between sizes: choose the smaller size for narrower feet.

* Manufacturer:
TurboMed Orthotics Inc.
240 Sydney (Suite 101)
St-Augustin-de-Desmaures, QC,
G3A 0P2, CANADA

KNEE, THIGH AND HIP

FOR TARGETED **KNEE AND HIP TREATMENT**





SecuTec® Genu Flex

INDICATION GUIDE FOR THE KNEE, THIGH AND HIP

PRODUCT	GenuTrain®	GenuTrain® A3	GenuTrain® P3	GenuTrain® S	GenuTrain® S Pro	GenuPoint®	SofTec® Genu
							
PRODUCT FEATURE	Activation, relief and stabilization of the knee joint	Activation and stabilization in cases of complex knee problems such as osteoarthritis	Centering and securing of the patella using an adjustable corrective strap	Increased stabilization of the knee joint using hinge on the sides	Increased stabilization of the knee joint using hinge on the sides and restriction of range of motion	Targeted relief and guidance of the patellar tendon	Active and passive stabilization of the knee joint – ideal for long-term treatment
INDICATIONS PAGE NUMBER	42	44	45	46	47	48	49
Irritation (post-traumatic / post-operative)	●	●	●			●	
Recurring joint effusion	●	●					
Patellar lateralization		●	●				
Patellofemoral pain syndrome			●			●	
Instability	mild to moderate	●	●	●	●		
	severe to complex						●
	functional, e.g. non-copers						●
Meniscus injury	●				●		●
Following meniscus resection							●
Collateral ligament injury							●
Ruptured anterior / posterior cruciate ligament (ACL / PCL)							●
Osteoarthritis of the knee / arthritis	mild to moderate	●	●	●	●		
	moderate to severe						
Condition after cartilage transplant							
Tendinopathy	●	●					
Patella fracture (non-surgical or post-operative)							
Genu recurvatum							●
Corrective osteotomy							
Knee immobilization							
Muscle injury (muscle hardening, muscle strains, torn muscle fibers)							
Prevention / recurrence prevention	●	●	●	●	●		●
Osteoarthritis of the hip							
Hip joint dislocation							
Following endoprosthetic surgery / revision procedures							
Muscular imbalance in the lumbar, pelvis and hip area							
Muscular problems after hip joint surgery							
Impingement of the hip joint							
Instability of the hip joint (after TEP, after revision surgery)							
Feeling of instability in the hip							
Loosening of the hip prosthesis, if surgery is not possible							
Chronic irritation (e.g. bursitis in combination with arthrosis)							
Chronic tendinopathy in conjunction with arthrosis							

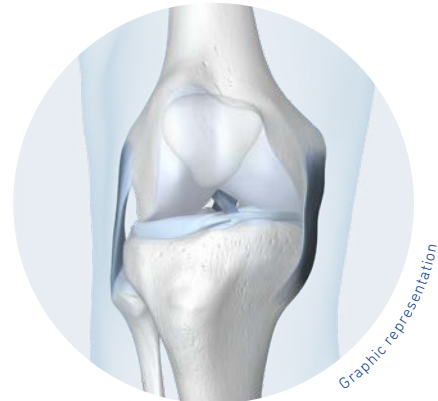
¹ Kellgren-Lawrence score 2–4

BAUERFEIND KNEE TREATMENT

WORLD-CLASS TARGETED TREATMENT

Bauerfeind presents a unique knee portfolio with versatile product solutions for common conditions and impaired knee function.

Our classic, the GenuTrain, is perfect for general knee pain. Patients with patella problems, osteoarthritis of the knee, or trauma will benefit from the specific products in our Bauerfeind knee portfolio.



GENERAL KNEE PAIN

GenuTrain®

Differential diagnosis:

PATELLA

GenuPoint®

GenuTrain® P3

OSTEOARTHRITIS OF THE KNEE

GenuTrain® A3

GenuTrain® OA

SecuTec® OA


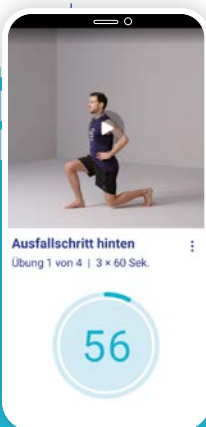
TRAUMA

GenuTrain® S / S Pro

SofTec® Genu

SecuTec® Genu

SecuTec® Genu Flex



In order to supplement knee treatment perfectly, we recommend the **Bauerfeind Training App** as an additional element.

WARNING: do not use straight after trauma treatment.

bauerfeind.de/app

»The numerous conditions of the complex knee joint require a comprehensive and exclusive selection of medical aids so that treatment can be implemented as effectively as possible.«



Prof. Dr. med. Rolf Haaker
Senior Physician at the Orthopedics,
Rheumatology, and Traumatology
Clinic at St. Vincenz Hospital in Brakel

Pain in the knee joint*

17.3%
of women

15.1%
of men

aged between
18 and 79.

After treatment using
supports and orthoses
patients confirm the
following:

80%
noticeably improved quality
of life**

72%
increased mobility**

61%
reduced use of pain
medication**

25%
forgo surgery**

18%
forgo pain medication**

* JoHM_03_2017; Fuchs & Prütz 2017, S. 67 reSp

** Allensbach Patient Survey 2023 (Allensbach Archive, IfD Survey 10658) on behalf of Eurocom:
www.eurocom-info.de/studien/patientenum-frage-ifd-allensbach/

GenuTrain® IN CASES OF KNEE PAIN

The classic for many
knee-related problems is
Bauerfeind's GenuTrain
knee support. It combines
expertise, top quality, and
many years of experience
in one product.

**Rapid pain reduction,
long-term success.**



2 out of 3 patients experience less pain¹
GenuTrain provides targeted pain relief

9 out of 10 patients feel more stable¹
GenuTrain noticeably stabilizes the knee joint

9% less strain¹
GenuTrain relieves the knee joint
With every step, less pressure is exerted on the tibial
plateau

**2° proven reduction¹ in the max. knee
adduction of the joint axis¹**
GenuTrain targets neuromuscular gait control

Improved sensorimotor function²
GenuTrain improves proprioception
in patients with impaired joint proprioception and
contributes to the neuromuscular stabilization of the
knee joint

¹ Schween R, Gehring D, Gollhofer A (2015); Immediate Effects of an Elastic Knee Sleeve on Frontal Plane Gait Biomechanics in Knee Osteoarthritis. PLOS | one 10(1): e0115782. doi:10.1371/journal.pone.0115782

² Sell S, Zacher J, Lack S; Proprioception decline in the osteoarthritic knee; Z. Rheumatol, 52: 150-155; (1993) Gait Biomechanics in Knee Osteoarthritis. PLOS | one 10(1): e0115782. doi:10.1371/journal.pone.0115782

GenuTrain®

Activation, relief and stabilization of the
knee joint






Omega+ Pad



Train knit fabric



Integrated fitting and removal aid



Comfortable in the popliteal region



Comfort sizes

INDICATIONS

- Tendinopathy, tendomyopathy, ligament insertion degeneration, meniscopathy, chronic, post-traumatic, or post-operative irritation
- Recurring joint effusion
- Osteoarthritis of the knee / arthritis (joint wear / joint inflammation)
- Recurrence prevention
- Feeling of instability

STUDIES^a HAVE SHOWN

- 89% of subjects experience **greater knee stability**
- Measurably **less strain on the knee joint**
- Demonstrable **reduction of pain** when wearing the support
- **Increase in performance and coordinative abilities** of the knee joint

BENEFITS AND MODES OF ACTION

- Demonstrable relief and stabilization of the knee joint thanks to targeted activation of the muscles stabilizing the joint
- Massage of menisci via meniscus wings at the sides helps to reduce pain
- Hoffa spots act on the Hoffa's fat pad, which improves the metabolism and regulates inflammation processes
- Complex stimulation of mechanical sensors improves coordination, sensorimotor function and movement patterns
- Improvement of mobility by massaging tense muscles, tendons and fascia
- Accelerates the absorption of edemas and effusions and supports the healing process in case of irritation
- The breathable active zone and particularly soft comfort zones of the anatomically shaped Train knit fabric enable ideal wearing comfort with optimal medical effects

THE ADVANTAGES OF BAUERFEIND

- + Easy to handle
- + Gentle on the skin and breathable
- + Train knit fabric
- + Comfort zone
- + Digital measurement
- + Training app

ORDERING OPTIONS

Colors: beige, black, titan

Versions: identical versions for right and left

Optional:

Siliconization:
Standard sizes (black, titan), Comfort sizes (beige, black, titan)

Custom-made solution (beige, titan):
siliconized edge, velcro fastening

Spare parts / additional features:

Silicone dotted band (titan),
see page 121 and price list

SIZE		0	1	2	3	4	5	6	7	ORDER NO.
Standard	Circumf. top (cm)	35–38	38–41	41–44	44–47	47–50	50–53	53–56	56–59	110 4120 60*▲ 00°
	Circumf. bottom (cm)	25–28	28–31	31–34	34–37	37–40	40–43	43–46	46–49	
Comfort	Circumf. top (cm)				47–50	50–53	53–56	56–59	59–62	110 4120 60*▲ 08°
	Circumf. bottom (cm)				34–37	37–40	40–43	43–46	46–49	

* = Color (1) beige, (7) black, (8) titan

▲ = Siliconization (0) without, (9) with (only titan and black, Comfort sizes also in beige)

° = Size (0–7)

Custom-made solution: Please find the exact measuring points on our order pad for custom-made products or the order sheet for custom-made products on page 135.



▲ 14 cm
● 12 cm

Measure at 30°
flexion while
standing.

^a Schween R., Gehring D., Gollhofer A. »Immediate effects of an elastic knee sleeve on frontal plane gait biomechanics in knee osteoarthritis«. PLoS One. 2015 Jan 26;10(1):e0115782. doi: 10.1371/journal.pone.0115782. eCollection 2015.
Sole et al. BMC Musculoskeletal Disorders (2021) 22:655; https://doi.org/10.1186/s12891-021-04540-x
Sole et al. BMC Musculoskeletal Disorders (2022) 23:560; https://doi.org/10.1186/s12891-022-05488-2

GenuTrain® A3

Activation and stabilization in cases of complex knee problems such as osteoarthritis


NEW



New two-component pad



Pad with nubbed functional zones and friction points



Expansion zone in the lower leg area



Silicone coating at the top support edge



Donning aid

INDICATIONS

- Osteoarthritis of the knee and arthritis
- Chronic, post-traumatic and post-operative irritation
- Tendinopathy, ligament insertion degeneration and tendomyopathy
- Knee pain in cases of functional instability due to muscular imbalance
- Recurring joint effusion
- Prevention / recurrence prevention
- Patellar lateralization

BENEFITS AND MODES OF ACTION

- Two-component pad with functional zones acts on typical painful areas; functional massage exerted during movement strategically reduces pain in the area of the medial capsular ligament complex
- Activation of joint-stabilizing muscles and improved coordination thanks to the stimulation of mechanosensors in the skin and the muscle-tendon junction
- Intermittent compression massage during movement promotes the reduction of edemas and the absorption of effusion
- The support can be put on and taken off with minimal effort thanks to the ergonomically shaped donning aids based on the unique expansion zone in the lower leg area
- Maximum wearing comfort thanks to reduced pressure on the edges, the particularly soft area at the back of the knee and the moisture-regulating properties of the Train knitted fabric
- Remains securely in position thanks to anatomical fit and silicone dots on the upper edge of the support
- GenuTrain A3 stands for Anti Arthros Algos

THE ADVANTAGES OF BAUERFEIND

- + Easy to handle
- + Gentle on the skin and breathable
- + Train knit fabric
- + Comfort zone
- + Digital measurement
- + Training app

ORDERING OPTIONS

Colors: beige, black, titan

Versions: right, left

NEW

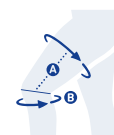
Sizing system, measuring points, size 7

SIZE	1	2	3	4	5	6	7	ORDER NO.
Circumference top (cm)	35–41	39–46	42–51	47–56	51–60	55–64	59–68	110 4125 20*0 +0°
Circumference bottom (cm)	28–29	29–32	32–35	35–38	38–41	41–44	44–47	

* = Color (1) beige, (7) black, (8) titan

+ = Version (6) right, (7) left

° = Size (1–7)



14 cm
Narrowest point below the knee

Measure at 30° flexion while standing.

GenuTrain® P3

Centering and securing of the patella using an adjustable corrective strap



Patella pad



Corrective strap



Muscle-relaxing pad

INDICATIONS

- Knee joint irritation (patellofemoral pain syndrome, patellar chondropathy, chondromalacia patellae, patella tip syndrome / jumper's knee, runner's knee)
- Patellar lateralization
- High-riding patella
- Following lateral release surgery
- Feeling of instability

BENEFITS AND MODES OF ACTION

- Together with the individually adjustable corrective strap, the pad centers the patella; It ensures that the patella moves in its physiologically correct path and stops it from drifting laterally
- Friction points on the distal pad section massage the infrapatellar fat pad, thus relieving pressure and alleviating pain
- The muscle-relaxing pad slightly reduces the tension on the iliotibial tract; this minimizes lateral pull on the patella
- Improved proprioception thanks to pad wing with proximal extension as far as the vastus medialis muscle
- Accelerated absorption of edemas and effusions, thanks to medically effective compression and intermittent compression massage during movement
- GenuTrain P3 stands for Permanent Patella Protection

THE ADVANTAGES OF BAUERFEIND

- + Easy to handle
- + Gentle on the skin and breathable
- + Train knit fabric
- + Comfort zone
- + Digital measurement
- + Training app

ORDERING OPTIONS

Colors: beige, black, titan

Versions: right, left

Optional:

Siliconization (only titan), custom-made solution (beige, titan): with siliconized edge

SIZE	1	2	3	4	5	6	ORDER NO.
Circumference top (cm)	39–42	42–45	45–48	48–51	51–54	54–57	110 4140 30*▲+0°
Circumference bottom (cm)	28–31	31–34	34–37	37–40	40–43	43–46	

* = Color (1) beige, (7) black, (8) titan

▲ = Siliconization (0) without, (9) with (only titan)

+ = Version (6) right, (7) left

° = Size (1–6)

Custom-made solution: Please find the exact measuring points on our order pad for custom-made products or the order sheet for custom-made products on page 136.



GenuTrain® S

Increased stabilization of the knee joint
using hinge on the sides



Pad



Hinge on the sides

INDICATIONS

- Joint instability (mild to moderate)
- Osteoarthritis of the knee
- Arthritis (e.g. rheumatoid arthritis)

BENEFITS AND MODES OF ACTION

- Hinge on the sides, in combination with the circular strap system on the upper and lower leg, stabilize and guide the knee joint
- Flat-fitting and individually adjustable tensioning straps with micro Velcro fastener
- High degree of wearing comfort thanks to breathable, moisture-absorbing Train knitted fabric with special area at the back of the knee and reduced pressure at the edges
- Supports neuromuscular joint stabilization by targeting proprioceptors
- Pain alleviation based on intermittent compression massage of the parapatellar soft tissue structures during movement, thanks to Train knitted fabric and viscoelastic pad
- Accelerated absorption of edemas and effusions thanks to compression and massage effect of the elastic knitted fabric

THE ADVANTAGES OF BAUERFEIND

- + Easy to handle
- + Gentle on the skin and breathable
- + Train knit fabric
- + Comfort zone
- + Digital measurement
- + Training app

ORDERING OPTIONS

Colors: beige, black, titan

Versions: right, left

Optional:

Custom-made solution (titan):
with siliconized edge

Spare parts / additional features:
see page 121 and price list

APPLICATION INSTRUCTIONS

- The anatomically contoured hinges are thermo-formable and can be adapted to the individual anatomy

SIZE	1	2	3	4	5	6	7	ORDER NO.
Circumference top (cm)	38–41	41–44	44–47	47–50	50–53	53–56	56–59	110 4130 40°0 +0°
Circumference bottom (cm)	28–31	31–34	34–37	37–40	40–43	43–46	46–49	

* = Color (1) beige, (7) black, (8) titan
+ = Version (6) right, (7) left
° = Size (1–7)

Custom-made solution: Please find the exact measuring points on our order pad for custom-made products or the order sheet for custom-made products on page 137.

experts.bauerfeind.com/genutrain-s



GenuTrain® S Pro


Increased stabilization of the knee joint using hinge on the sides and restricted range of motion



Pad



Limitation of knee flexion



Limitation of knee extension

INDICATIONS

- Joint instability (mild to moderate)
- Osteoarthritis of the knee
- Arthritis (e.g. rheumatoid arthritis)
- Meniscus injuries

BENEFITS AND MODES OF ACTION

- Limiting the range of motion to support treatment using restrictable hinges
- Hinge on the sides, in combination with the circular strap system on the upper and lower leg, stabilize and guide the knee joint
- Supports neuromuscular joint stabilization by targeting proprioceptors
- Accelerated absorption of edemas and effusions thanks to compression and massage effect of the compression knit
- Flat-fitting and individually adjustable tensioning straps with micro Velcro fastener
- Pain alleviation based on intermittent compression massage of the parapatellar soft tissue structures during movement, thanks to Train knitted fabric and viscoelastic pad

THE ADVANTAGES OF BAUERFEIND

- + Easy to handle
- + Gentle on the skin and breathable
- + Train knit fabric
- + Digital measurement
- + Training app

ORDERING OPTIONS

Colors: beige, black, titan

Versions: right, left

Optional:

Custom-made solution (titan): with siliconized edge

APPLICATION INSTRUCTIONS

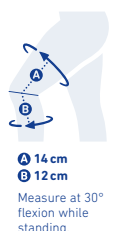
- Flexion and extension of the knee joint can be limited independently of one another (flexion: 30°, 60°, 90°) (extension: 20°)
- The anatomically contoured hinges are thermo-formable and can be adapted to the individual anatomy

SIZE	1	2	3	4	5	6	7	ORDER NO.
Circumference top (cm)	38–41	41–44	44–47	47–50	50–53	53–56	56–59	110 4135 00*0 +0°
Circumference bottom (cm)	28–31	31–34	34–37	37–40	40–43	43–46	46–49	

* = Color (1) beige, (7) black, (8) titan
+ = Version (6) right, (7) left
° = Size (1–7)

Custom-made solution: Please find the exact measuring points on our order pad for custom-made products or the order sheet for custom-made products on page 138.

experts.bauerfeind.com/genutrain-s-pro



GenuPoint®

Targeted relief and guidance
of the patellar tendon



Pad with frictional nubs

INDICATIONS

- Irritation in the patellar tendon area (patellofemoral pain syndrome, chondromalacia patellae, patella tip syndrome / jumper's knee)

BENEFITS AND MODES OF ACTION

- Guiding and relieving the patellar tendon using highly targeted compression
- The viscoelastic pad with special pressure points massages areas that are typically painful, alleviates symptoms and improves coordination
- Dynamic pressure adjustment and needs-based compression thanks to individually adjustable strap
- Maximum freedom of movement thanks to anatomic shape

THE ADVANTAGES OF BAUERFEIND

- + Easy to handle
- + Gentle on the skin and breathable
- + Digital measurement
- + Training app

ORDERING OPTIONS

Colors: black, titan

Versions: identical versions for right and left

STUDIES^Δ HAVE SHOWN

- **Less pain and improved proprioception**

SIZE	1	2	3	ORDER NO.
Circumference (cm)	28 – 30	30 – 35	35 – 44	120 4240 00*0 00°

* = Color (7) black, (8) titan

° = Size (1 – 3)

^Δ Astrid J. de Vries; Inge van den Akker-Scheek; Svenja L. Haak; Ron L. Diercks; Henk van der Worp; Johannes Zwerver
Effect of a patellar strap on the joint position sense of the symptomatic knee in athletes with patellar tendinopathy
Journal of Science and Medicine in Sport; 20, 11, S. 986 – 991, 2017

experts.bauerfeind.com/genupoint

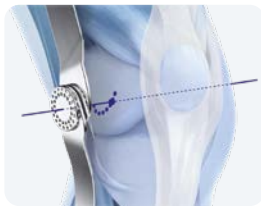


SofTec® Genu

Active and passive stabilization of the knee joint
– ideal for long-term treatment



KNEE, THIGH
AND HIP



Automatically determines the individual compromise axis of rotation



Stable, circular frictional connection in accordance with the four-point principle



Hinges on the sides with restrictable hinges



Pad with integrated corrective strap

INDICATIONS

- Rupture of the anterior and / or posterior cruciate ligament (ACL / PCL), for non-surgical treatment, pre-operative and subsequent post-operative treatment, long-term rehabilitation and in cases of chronic insufficiency
- Severe and / or complex instability (traumatic, degenerative; e.g. "unhappy triad")
- Collateral ligament injuries
- Functional instability, e.g. lack of neuromuscular control, non-copers
- To restrict the range of motion (e.g. following meniscus refixation or meniscal transplant)

BENEFITS AND MODES OF ACTION

- Stabilization of the knee joint according to the four-point principle thanks to tension-stable and non-elastic knit sections, hinge on the sides and Velcro straps
- The three-dimensional adjustment of the orthosis hinges to the individual compromise axis of rotation avoids harmful constraining forces on the knee joint
- Automatically determines the individual compromise axis of rotation
- Correct positioning of the SofTec Genu on the leg using patella cut-outs in the pad
- Stops the patella from drifting thanks to corrective strap integrated in the pad
- Long-lasting secure fit thanks to anatomically contoured Velcro tensioning straps

THE ADVANTAGES OF BAUERFEIND

- + Easy to handle
- + Gentle on the skin and breathable
- + Comfort zone
- + Tool-free fitting
- + Digital measurement
- + Training app

ORDERING OPTIONS

Colors: black, titan

Versions: right, left

Optional:

Hinge cover (sports cover) for safe use on the playing field

Spare parts / additional features: see page 122 and price list

STUDIES^A HAVE SHOWN

- **Mechanical and neuromuscular stabilization of the knee joint**

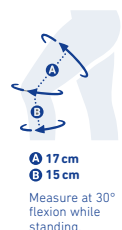
APPLICATION INSTRUCTIONS

- The hinges permit restriction of extension and flexion in 10° intervals

SIZE	1	2	3	4	5	6	ORDER NO.
Circumference top (cm)	38–42	41–45	44–49	48–53	51–57	54–60	
Circumference center (cm)	29–32	32–35	35–38	38–41	41–44	44–47	122 4600 10*0 +0°
Circumference bottom (cm)	28–32	31–35	34–38	36–40	39–43	42–46	
Joint protection for contact sports							129 4601 1070 000

* = Color (7) black, (8) titan
+ = Version (6) right, (7) left
° = Size (1–6)

^A Strutzenberger, G., et al., Effect of Brace Design on Patients with ACL-Ruptures; Int. J. Sports Med. 2012; 33: 934–939
Focke A., Steingrebe H., Möhler F., Ringhof S., Sell S., Potthast W. and Stein T. (2020) Effect of Different Knee Braces in ACL-Deficient Patients. Front. Bioeng. Biotechnol. 8:964. doi: 10.3389/fbioe.2020.00964



A 17 cm
B 15 cm
Measure at 30° flexion while standing.

SecuTec® Genu

Stabilization with restriction of the range of motion in cases of complex knee injuries





Easy to put on

Calf strap adjustment

Upper / lower leg frames of different sizes can be combined

Z Design with soft shin straps

Adaptive calf cuff

INDICATIONS

- Rupture of the anterior and / or posterior cruciate ligament (ACL / PCL)
- After ligament surgery / ligament reconstruction
- Severe and / or complex instability (traumatic, degenerative, e.g. "unhappy triad")
- Collateral ligament injuries
- To restrict the knee joint's range of motion (e.g. after meniscus refixation or meniscal implantation)
- Patellar fracture (non-surgical and post-operative)

BENEFITS AND MODES OF ACTION

- Six straps in combination with a hard frame offer comprehensive stabilization following ACL, PCL or complex ligament injuries in accordance with the four-point principle
- Tool-free limitation and immobilization of the joint; angle is clearly visible from the outside
- Anatomically correct and secure fit
- Extremely lightweight, slim and stable, thanks to light metal alloy frame with custom finish

FRONTAL VERSION:

- Easily positioned at the front and fastened by the patient, reducing stress on the injured knee
- High degree of rotational stability based on anatomically contoured frame design, including for the edges of the tibia

DORSAL VERSION:

- The adaptable calf shell with self-regulating inclination angle adjusts to the shape of the calf muscle to provide maximum wearing comfort and a secure fit

APPLICATION INSTRUCTIONS

Flexion and extension can be limited independently from one another:

- Flexion: 0°, 10°, 20°, 30°, 45°, 60°, 75°, 90°
- Extension: 0°, 10°, 20°, 30°, 45°
- The joint can be immobilized in steps of 0°, 10°, 20°, 30°, 45°.

THE ADVANTAGES OF BAUERFEIND

- + Easy to handle
- + Gentle on the skin and breathable
- + Tool-free fitting
- + Digital measurement

ORDERING OPTIONS

Colors: blue, green (frontal version only)

Versions: frontal or dorsal, right or left

Upper and lower leg sections of two different sizes can be combined (max. difference: two sizes); Delivered as assembly kit

Spare parts:

see page 122 and price list

STUDIES^A HAVE SHOWN

- Especially secure fit during movement

SIZE	1	2	3	4	5	6	7	ORDER NO.	FRONTAL	DORSAL
Circumference top (cm)	38–42	41–45	44–49	48–53	51–57	54–60	60–72	Orthosis for purchase	121 4610 1**0 +0°	121 4655 1050 +0°
Circumference bottom (cm)	28–32	31–35	34–38	36–40	39–43	42–46	46–51	Realignment orthosis	121 4614 0**0 +0°	121 4656 1050 +0°
COMBINATIONS								partially assembled	121 4619 0**0 +0°	121 4657 1050 +0°
Proximal frame size	1	2	3	4	5	6	7	Assembly kit	121 4647 0**0 +^>	121 4658 1050 +^>
Distal frame size	1–3	1–4	1–5	2–6	3–7	4–7	5–7			

* = Color (05) blue, (23) green

+ = Version (6) right, (7) left

° = Size (1–7)

^ = Proximal frame size

> = Distal frame size

^A Berschin et al.; Axis congruence and axis migration of knee orthoses in practice – Results of kinematic investigations –, MOT. S. 69–79, 3, 2003.



SecuTec® Genu Flex


Adaptive stabilizing orthosis with range of motion limitation
for complex knee injuries

NEW





Telescoping hinge



Easily adjustable to the individual leg circumference through Flex-Links



Frame adapts to the leg anatomy during movement



Tool-free limitation and immobilization



Soft low-profile microfiber padding

INDICATIONS

- Rupture of the anterior and / or posterior cruciate ligament (ACL / PCL)
- After ligament surgery / ligament reconstruction
- Severe and / or complex instability (traumatic, degenerative, e.g. "unhappy triad")
- Collateral ligament injuries
- To restrict the knee joint's range of motion (e.g. after meniscus surgery)
- For non-surgical treatment or long-term rehabilitation
- Functional instabilities

BENEFITS AND MODES OF ACTION

- Reliable stabilization according to the 4-point principle by combining a semi-flexible frame construction and non-elastic straps
- Remains securely in position with a high level of wearing comfort, due to the semi-flexible frame that adapts to the leg anatomy during movement
- Adjustable fit even during ongoing treatment, due to Flex-links on upper and lower leg that can be added or removed
- Telescoping hinges can be easily adjusted to the individual leg length
- Proven hinge design allows for tool-free limitation
- Inconspicuous, secure protection during everyday activities, due to lightweight, low-profile design with soft microfiber padding

THE ADVANTAGES OF BAUERFEIND

- + Easy to handle
- + Gentle on the skin and breathable
- + Multi-stage treatment
- + Digital measurement

ORDERING OPTIONS

Color: blue

Versions: right, left

Spare parts:
see page 122 and price list

APPLICATION INSTRUCTIONS

Flexion and extension can be restricted in:

- Flexion: 0°, 10°, 20°, 30°, 45°, 60°, 75°, 90°
- Extension: 0°, 10°, 20°, 30°, 45°
- The joint can be immobilized in steps of 0°, 10°, 20°, 30°, 45°.

SIZE	1	2	3	4	5	ORDER NO.
Circumference top (cm)	37–45	45–53	53–61	61–69	69–81	121 4677 1050 +0°
Circumference bottom (cm)	28–36	32–40	36–44	40–48	44–52	

+ = Version (6) right, (7) left
° = Size (1–5)

experts.bauerfeind.com/secutec-genu-flex



GenuTrain® OA

Targeted relief and stabilization to encourage increased activity in cases of osteoarthritis of the knee



Innovative relief system



Boa® Fit System



3D knitted mesh



Pressure-free bending zone



Large donning and removal aids

INDICATIONS

- Medial or lateral osteoarthritis of the knee
- Instability (mediolateral)
- Unicompartamental cartilage bone lesion
- Condition after cartilage surgery and / or cartilage reconstruction for necessary unilateral post-operative relief
- Following unilateral meniscal lesions
- Osteochondritis dissecans (post-operative)
- Bone bruising (bone marrow edema of the medial femoral condyle / tibial plateau)

BENEFITS AND MODES OF ACTION

- Noticeable relief for pain on the side of the knee via the innovative relief and stabilization system its circumferential bands according to the three-point principle
- Simple adjustment of relief using the Boa® Fit System dial – without further use of the Velcro fastenings
- More activity thanks to its light weight and secure position on the leg
- Flexible joint splint, figure-of-eight strap, and 3D knitted mesh address the sensorimotor function and promote natural movement patterns
- Comfortable to wear even over longer periods of time due to the breathable 3D knitted mesh and the pressure-free bending zone in the hollow of the knee
- Two easy-to-grip loops at the upper and lower edge of the orthosis make it easy to put on and take off

THE ADVANTAGES OF BAUERFEIND

- + Easy to handle
- + Gentle on the skin and breathable
- + Tool-free fitting
- + Training app

ORDERING OPTIONS

Colors: black-blue

Versions:

- right medial / left lateral: for medial relief on the right leg; or for lateral relief of the left leg
- left medial / right lateral: for medial relief on the left leg; or for lateral relief of the right leg

Optional:

Limitation set in 3 sizes
see page 122 and price list

STUDIES^A HAVE SHOWN

- **Noticeable reduction in pain and increase in pain-free walking distance**
- **Increases joint stability**
- **Intensifies physical activity**
- **Increases mobility**
- **Improves quality of life**

APPLICATION INSTRUCTIONS

- Tool-free reshaping of the joint splint for individual fitting to the patient's leg
- Boa® Fit System is easy to handle:
 - open the dial to relax the bands and to put on and take off the orthosis
 - close the screw fastening and turn to regulate pain relief

SIZE	1	2	3	4	5	ORDER NO.
Circumference top (cm)	40–47	47–52	52–58	57–65	60–72	121 4165 0070 +0°
Circumference bottom (cm)	28–34	34–39	39–43	43–46	46–50	

+ = Version (6) right medial / left lateral, (7) left medial / right lateral

° = size (1–5)

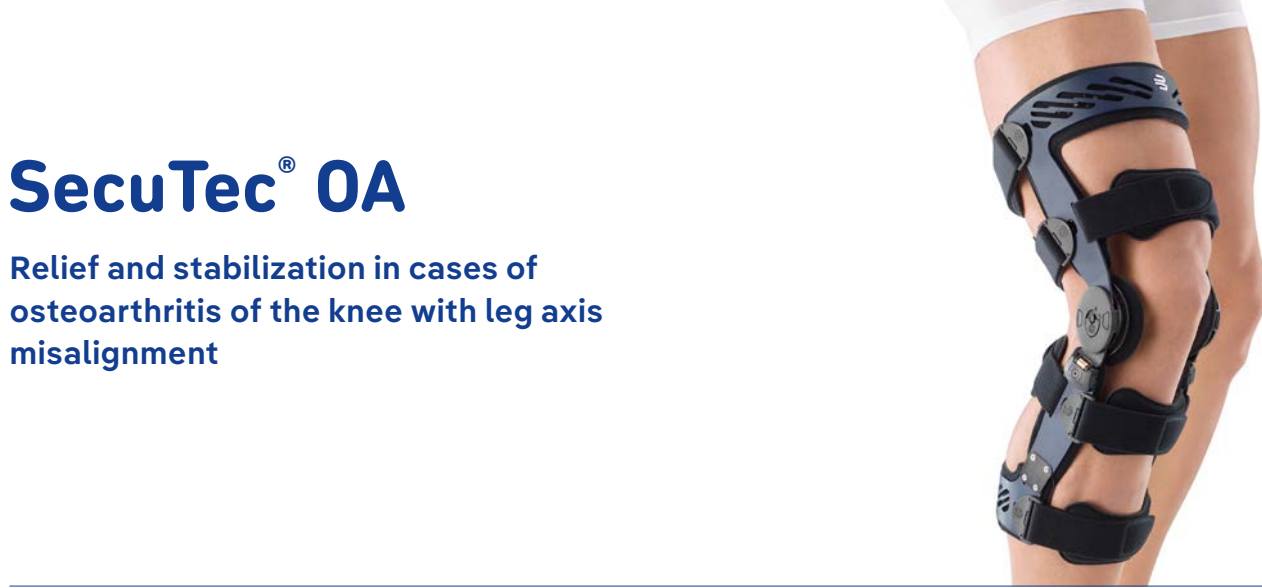
^A Stetter, B.J.; et al.; Osteoarthritis. J. Clin. Med. 2024, 13, 1535, <https://doi.org/10.3390/jcm13061535>

experts.bauerfeind.com/genutrain-oa



SecuTec® OA

Relief and stabilization in cases of osteoarthritis of the knee with leg axis misalignment



One orthosis for both directions of relief, no narrowing of the knee width



Adjustable calf shell



Gel cushions with insertable wedges



Different sizes can be combined to provide the perfect fit



Easy to put on and take off thanks to quick-fit fasteners

KNEE, THIGH
AND HIP

INDICATIONS

- Medial or lateral osteoarthritis of the knee / arthritis (moderate to severe)
- Condition after cartilage transplant
- After meniscus refixation
- Ruptured anterior / posterior cruciate ligament (ACL / PCL) with leg axis misalignment

BENEFITS AND MODES OF ACTION

- Correction and relief according to the three-point principle (varus and valgus setting)
- Stabilization according to the four-point principle (drawer effect; anterior / posterior)
- The perfect fit and pressure distribution thanks to adjustable calf shell and lower leg frame
- High level of wearing comfort thanks to lightweight aluminum frame
- Easy to put on and take off thanks to quick-fit fasteners
- The anatomically contoured gel condyle cushions with insertable wedges ensure perfect adjustment

APPLICATION INSTRUCTIONS

- Individual fitting of the distal frame for varus or valgus adjustment (25° each) with 3 mm Allen key
- Flexion and extension can be limited independently of one another (flexion: 0°, 10°, 20°, 30°, 45°, 60°, 75°, 90°) (extension: 0°, 10°, 20°, 30°, 45°)
- Limiting hinge elements for restricting mobility or immobilization (to be ordered separately)

THE ADVANTAGES OF BAUERFEIND

- + Easy to handle
- + Gentle on the skin and breathable
- + Digital measurement

ORDERING OPTIONS

Colors: blue

Versions: right, left

Optional:

Limitation set

Upper and lower leg sections of two different sizes can be combined (max. difference: two sizes); Delivered as assembly kit

Spare parts / additional features: see page 123 and price list

SIZE	1	2	3	4	5	6	7	ORDER NO.
Circumference top (cm)	38–42	41–45	44–49	48–53	51–57	54–60	60–72	121 4690 0050 +0° Orthosis for purchase
Circumference bottom (cm)	28–32	31–35	34–38	36–40	39–43	42–46	46–51	121 4691 0050 +0° Realignment orthosis
COMBINATIONS								121 4692 0050 +^> Assembly kit
Proximal frame size	1	2	3	4	5	6	7	
Distal frame size	1–3	1–4	1–5	2–6	3–7	4–7	5–7	

+ = Version (6) right, (7) left
° = Size (1–7)

^ = Proximal frame size
> = Distal frame size



A 17 cm
B 15 cm
Measure at 30° flexion while standing.

MOS-Genu

Correction and stabilization after complex knee injuries or corrective osteotomy



Long design



Adjustment in varus and valgus direction



Varus / valgus adjustment possible up to 12°

INDICATIONS

Non-surgical:

- Cruciate and collateral ligament injuries
- Complex instabilities
- Relief of the affected joint part in the case of joint wear due to bow legs and knock knees

MOS-Genu short after surgery:

- Ligament surgery / ligament reconstructions
- Meniscal suturing and meniscus replacement surgery (meniscal transplant)

MOS-Genu long after surgery:

- After shin bone axis correction (tibial corrective osteotomy)
- After complex reconstructions of the ligaments
- In isolated cases for fractures located close to the joint

BENEFITS AND MODES OF ACTION

- The varus / valgus adjustment relieves the relevant knee compartment and / or collateral ligament according to the three-point principle and corrects the leg axis alignment
- The knee orthosis is based on the well-known four-point principle and thus counteracts the anterior drawer effect
- The frame design stabilizes the knee joint against varus / valgus forces; the long version has a longer lever
- The straps' large contact surface ensures excellent transmission of force and a secure fit
- The monocentric hinge with physiologically optimized pivot minimizes possible constraining forces exerted by the orthosis on the knee joint

APPLICATION INSTRUCTIONS

- Varus / valgus adjustment possible up to 12°
- The monocentric hinges can be restricted in 10° increments for flexion and extension
- To determine the size of the MOS-Genu knee orthosis, the patient's knee should be flexed at 30°. Check the angle of flexion using the MOS Genu goniometer. Maximum M / L knee width is measured at the femoral condyles using the MOS-Genu orthometer (without applying pressure). The orthosis size is read from the inspection window. If the measurement is on the border between two sizes, the degree of swelling or atrophy and the width of the other knee joint should be taken into consideration.

THE ADVANTAGES OF BAUERFEIND

- + Gentle on the skin and breathable
- + Digital measurement

ORDERING OPTIONS

Colors: blue

Versions: short, long, right, left

Optional: The popliteal strap counteracts hyperextension

Spare parts / additional features: see page 123 and price list

STUDIES^A HAVE SHOWN

- **30% less strain** on the medial side

SIZE	1	2	3	4	5	ORDER NO.
Max. Knee width (mm)	85–95	95–105	105–115	115–125	125–135	121 4660 405# +0°

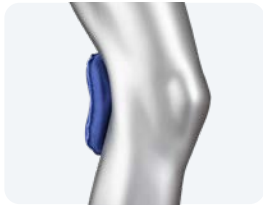
= Version (1) short, (2) long
+ = Version (6) right, (7) left
° = size (1–5)

^A Kutzner et al., The effect of valgus braces on medial compartment load of the knee joint – in vivo load measurements in three subjects, Journal of Biomechanics 44, 1354–1360, 2011



GenuLoc®


Immobilization of the knee joint – stretched or at a preset flexion angle





Pad behind the knee



Contoured aluminum splints



Plastic stays at the sides



INDICATIONS

- Pre-operative, post-operative, post-traumatic immobilization
- Non-surgical treatment of patella fractures

BENEFITS AND MODES OF ACTION

- The knee's flexion angle can be adjusted using dorsal aluminum splints
- Reduced edema development thanks to removable pad behind the knee
- Stabilizing plastic stays at the sides automatically adjust to the set knee flexion angle, guaranteeing an excellent fit

APPLICATION INSTRUCTIONS

- The aluminum splints are contoured to ensure a knee flexion angle of 20°
- Universal size, one design for the right and left knee

THE ADVANTAGES OF BAUERFEIND

- + Easy to handle
- + Gentle on the skin and breathable

ORDERING OPTIONS

Colors: black

Size: universal

SIZE

Available in one universal size

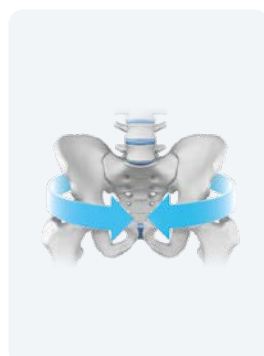
ORDER NO.

120 4320 0070 000

CoxaTrain®

Stabilization and pain reduction in the hip to allow increased activity in cases of osteoarthritis of the hip





Stabilization



Gluteal pad – massages trigger points



Trochanter pad – massages during movement



Joint splint can be assembled and adjusted without any tools



Height-adjustable joint splint

INDICATIONS

- Osteoarthritis of the hip (Kellgren-Lawrence score 2–4)
- Muscular imbalance in the lumbar, pelvis and hip area
- Muscular problems after hip joint surgery
- Impingement of the hip joint
- Instability of the hip joint (after THR, after revision surgery)
- Feeling of instability in the hip
- Loosening of the hip prosthesis if surgery is not possible
- Chronic irritation (e.g. bursitis in combination with arthrosis)
- Chronic tendinopathy in conjunction with arthrosis

STUDIES^A HAVE SHOWN

- Reduces night pain
- Reduces pain when walking
- Increases mobility

BENEFITS AND MODES OF ACTION

- Pain-relieving counteraction of muscular imbalances in the lumbar, pelvis and hip area during movement with a positive effect on gait:
 - by stabilizing the pelvis and relieving the sacroiliac joints (SI joints)
 - thanks to the massage effect of the dorsal SI joint friction pads on the local ligament structures and adjacent muscles
 - thanks to the friction massage provided by the trochanter pad, which moves up and down in a cycle during walking
 - thanks to the gluteal pad massaging trigger points
- Stabilizing guidance provided by the lateral joint splint
- High level of patient compliance
- Easy to put on without much effort thanks to looped tensioning straps and practical finger pockets / loops

APPLICATION INSTRUCTIONS

Targeted adjustment thanks to

- Tool-free setting of the joint splint to suit the patient's anatomy
- Height-adjustable thigh support above the joint splint
- Individually adjustable tensioning straps on the pelvic support for stabilization
- Three degrees of restriction of hip movement (flexion and extension) thanks to optional joint limiting pin (60°, 75°, 90°)

- Use on both sides possible (ordering an additional hinge, thigh support and Gluteal Pad for the side that should also be treated)

THE ADVANTAGES OF BAUERFEIND

- + Easy to handle
- + Gentle on the skin and breathable
- + Tool-free fitting
- + Training app

ORDERING OPTIONS

Colors: titan

Versions:

Short hinge < 170 cm body height
Long hinge > 170 cm body height

Optional: Limitation pins

Note:

- In specific cases, it is possible that a "long" joint splint will fit better than a measured size of "short" or the other way round.

Spare parts:

see page 123 and price list

PELVIC SUPPORT	SIZE	1	2	3	4	5	6	ORDER NO.
	Pelvis circumference (cm)	85 – 95	95 – 105	105 – 115	115 – 125	125 – 135	135 – 145	122 2581 2080 00°
	° = Size (1 – 6)							
THIGH SUPPORT	SIZE	1	2	3				ORDER NO.
	Mid-thigh circumference (cm)	43 – 53	53 – 63	63 – 73				122 2582 1080 +0°
	+ = Version (6) right, (7) left ° = Size (1 – 3)							
HINGE	SIZE	SHORT	LONG					ORDER NO.
	Height (cm)	< 170 cm	> 170 cm					122 2584 100# 000
	# = Version (1) short, (2) long							

A. Strömberg, H. Ståhl, P. L. Gull, S. and Stein, T.: Effects of Hip Bracing on Gait Biomechanics



^A Steingrebe H., Stetter B.J., Sell S. and Stein T.; Effects of Hip Bracing on Gait Biomechanics, Pain and Function in Subjects With Mild to Moderate Hip Osteoarthritis. Front. Bioeng. Biotechnol. (2022) 10:888775. doi: 10.3389/fbioe.2022.888775

SofTec® Coxa

Increased stabilization and guidance of the hip joint



Monocentric hinge for abduction / adduction and flexion / extension



Three-part plastic pelvic harness



Height-adjustable hinge



Hinge cover



Treatment for both sides

INDICATIONS

- Dislocation
- Total replacement surgery
- Total replacement revision surgery
- Femoral head resection (Girdlestone arthroplasty)
- Hip spacer for two-stage revision procedures
- Osteoarthritis of the hip (moderate to severe)
- Instability

BENEFITS AND MODES OF ACTION

- The orthosis holds the ball head securely in the socket using a combination of
 - secure positioning of the pelvic frame on the iliac crests
 - for individual adjustment of the thigh harness on the sides
 - for adapting the orthosis hinge to suit the indication
- The multi-dimensional, monocentric hinge allows for treatment in the adduction or abduction position as required and limits extension and flexion
- Restricted, guided movement safeguards the outcome of surgery
- The anatomically shaped pelvic frame that is integrated into the knitted fabric guarantees that the orthosis can be positioned easily and correctly
- The knitted fabric sections and the tensioning straps on the pelvic frame and thigh harness can be trimmed to fit
- Perfect guidance of the hip joint and anatomically correct fit thanks to monocentric orthosis hinge

APPLICATION INSTRUCTIONS

- Can be adjusted individually and parallel to the hip's pivot point
- The extension and flexion of the hinge can be restricted in 10° increments from -10° to +90°

- Adduction and abduction can be adjusted continuously between -6° and +6°
- The hinge is available in offset and straight versions and can be used for either the right or left hip
- Use on both sides possible (ordering an extension set for double-sided treatment)
- The orthosis can be adapted directly at the hospital bed, even if the patient is lying down

THE ADVANTAGES OF BAUERFEIND

- + Easy to handle
- + Gentle on the skin and breathable
- + Digital measurement

ORDERING OPTIONS

Colors: titan

Versions:

Offset hinge / straight hinge, identical versions for right and left

Spare parts / additional features: see page 124 and price list

SIZE	1	2	3	ORDER NO.
Trunk circumference (cm)	75–95	95–115	115–135	122 252# 0080 00°

= Version (4) Offset hinge (for women), (5) straight hinge (for men)
° = Size (1–3)



MyoTrain®

Adjustable compression for the treatment of thigh muscle injuries



Optional: Functional pad and small acute pad

INDICATIONS

- Muscle hardening
- Muscle strains
- Muscle bruising (thigh knock)
- Muscle fiber tears
- Tears in bundles of muscle fiber, for example the rear thigh muscles (hamstrings)
- Injuries to the fascia lata
- Post-traumatic, post-operative irritation
- Prevention / recurrence prevention

BENEFITS AND MODES OF ACTION

- Works according to the principles of muscle suspension bands with compression in the injured area
- Regulation of compression using Velcro strap system and two freely placeable pads
- Targeted effect thanks to acute pad straight after injury to inhibit bleeding and limit hematoma
- Extensive compression thanks to large functional pad, minimizing swelling and pain
- Maximum wearing comfort and a secure fit thanks to anatomical knitted fabric as well as siliconized and pressure-reduced edges
- Regulates muscle tone and prevents recurring injuries

THE ADVANTAGES OF BAUERFEIND

- + Easy to handle

ORDERING OPTIONS

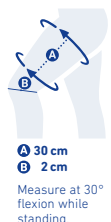
Colors: titan

Versions: identical versions for right and left

SIZE	1	2	3	4	5	6	7	ORDER NO.
Circumference top (cm)	44 – 48	48 – 52	52 – 56	56 – 60	60 – 64	64 – 68	68 – 72	110 3250 0080 00°
Circumference bottom (cm)	32 – 35	35 – 38	38 – 41	41 – 44	44 – 47	47 – 50	50 – 53	

° = Size (1 – 7)

experts.bauerfeind.com/myotrain



A hand is shown from the right side of the frame, balancing a white plate on its edge. The plate is tilted slightly, showing its underside which is a light tan color. The background is a blurred outdoor scene with green foliage and a tree trunk.

SPINE AND NECK











FOR TARGETED **BACK TREATMENT**



LumboTrain® waisted

[illegible]

INDICATION GUIDE FOR THE SPINE

PRODUCT		Comprifix® Evolution	LumboLoc® Support	LumboLoc® Unload	LumboLoc® Immo	Spinova® Osteo ES
						
PRODUCT FEATURE		Orthosis with anatomically contoured knitted fabric for the lumbar spine with muscle-activating and relieving effects	Increased stabilization and relief of the lumbar spine with variable strap system and pad	Increased stabilization and relief of the lumbar spine with variable strap system and large back pad	Strong all-round stabilization and relief of the lumbar spine with large back pad and lateral pads	Stabilization and active straightening of the spine, with removable back pad
FUNCTIONAL ELEMENT						
PAGE NUMBER		76	78	79	80	96
INDICATIONS						
Low back pain (acute and chronic)		●		●		
Pseudo) radicular lumbar syndrome / lumbosciatica			●		●	
Degeneration / muscular insufficiency of the spine	moderate	●	●			●
	severe			●	●	
Facet syndrome		●			●	
Spondylolysis / spondylolisthesis	Grade I		●		●	
	Grade II			●	●	
Ligamento-tendomyopathies			●		●	
Condition following discectomy				●	●	
Spondylitis					●	
Spinal canal stenosis					●	
Spinal fusion / kyphoplasty (post-operative)					●	
Osteochondrosis					●	
Osteoporosis						●
Vertebral fractures (lumbar spine)						● ²
Kyphosis						●

² osteoporotic

BAUERFEIND BACK THERAPY

EXCELLENT TREATMENT, DEMONSTRATING EXPERTISE

52 %

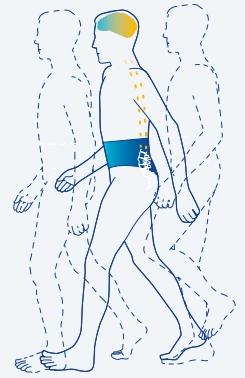
less pain medication¹ (dose unit per day in a test period of three weeks compared to the control group without a support)

0 %

none of the patients demonstrated signs of muscle atrophy²

13 %

higher level of back muscle activity after three weeks of wearing the support² (compared to the control group without a support)



	ACTIVATION	STABILIZATION	LORDOSIS REDUCTION	LORDOSIS ENHANCEM. / SUPPORT	IMMOBILIZATION
S0	SacroLoc® Page 70				
LSO	LumboTrain® straight / waisted Page 68	LordoLoc® Page 74			
		LumboLoc® Page 75	LumboLoc® Forte Page 77		
			LumboLoc® Unload Page 79	LumboLoc® Support Page 78	LumboLoc® Immo Page 80
		Spinova® Mum Page 72			Spinova® Immo Page 91
		Spinova® Stabi Classic Page 84	Spinova® Unload Classic Page 87	Spinova® Support Plus Classic Page 85	Spinova® Immo Plus Classic Page 89
			Spinova® Unload Plus Page 88	Spinova® Support Plus Page 86	Spinova® Immo Plus Page 90
			SecuTec® Lumbo Page 93	SecuTec® Dorso Page 92	SofTec® Lumbo Page 94
TLSO	Spinova® Osteo Page 95	Spinova® Osteo ES Page 96			SofTec® Dorso Page 97
CO		CerviLoc® CerviLoc® S Page 98			

Source:

¹ Valle-Jones J, C, Walsh H, O'Hara J, O'Hara H, Davey N, B, Controlled trial of a back support (LumboTrain) in patients with non specific low back pain; Curr. Med. Res. Opin., (1992), 12, 604

² Anders, C., Hubner, A.: Influence of elastic lumbar support belts on trunk muscle function in patients with nonspecific acute lumbar back pain, PLoS ONE 14(1): e0211042. <https://doi.org/10.1371/journal.pone.0211042>; 2019.

LumboTrain® straight LumboTrain® waisted

Activation, relief and stabilization of the
lumbar spine





Lumbar pad features flexible nubs with elastic recovery properties



Individually positionable pad for a targeted effect



Practical hand straps for easy donning and doffing of the product



Perforated fastener ensures a high degree of breathability



LumboTrain waisted, waisted cut with a high leg line

INDICATIONS

- General pain in the lumbar spine region (acute and chronic)
- Degenerative conditions of the lumbar spine, e.g. osteochondrosis, osteoarthritis, lumbar deformities, spondylolysis without vertebral displacement
- Condition following herniation (non-surgical / post-operative)
- Condition following discectomy

BENEFITS AND MODES OF ACTION

- Targeted pain relief during movement is enabled by intermittent compression massage from the knit fabric and viscoelastic pad
- Thanks to its flexible nubs with elastic recovery properties, the lumbar pad targets painful areas
- Easy to put on with minimal effort using practical hand straps
- Stabilizes and relieves pressure in the lumbar region thanks to the straightening effect of circular compression
- LumboTrain waisted with fitted shape and high cut leg

APPLICATION INSTRUCTIONS

- Pad can be positioned individually as required

THE ADVANTAGES OF BAUERFEIND

- + Easy to handle
- + Gentle on the skin and breathable
- + Train knit fabric
- + Digital measurement
- + Training app

ORDERING OPTIONS

Colors: titan

Versions:
straight (straight cut)
waisted (fitted cut)

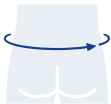
Spare parts / additional features:
see page 124 and price list

STUDIES^A HAVE SHOWN

- **13% higher back muscle activity after three weeks of wearing**
- **Up to 69% less pain** compared with the control group

SIZE	1	2	3	4	5	6	7	ORDER NO.
Trunk circumference (cm)	70–80	80–90	90–100	100–110	110–120	120–130	130–145	110 841# 6080 00°

= Version (0) straight, (1) waisted
° = Size (1–7)



^A Anders, C., Hübner, A.
Influence of elastic lumbar support belts on trunk muscle function in patients with nonspecific acute lumbar back pain
PLoS ONE 14(1): e0211042. <https://doi.org/10.1371/journal.pone.0211042>; 2019

SacroLoc[®]

Stabilization of the pelvis and targeted relief of the sacroiliac joints





ISG-Stabilization



Dorsal SI joint pads



Tensioning strap system

Elastic mesh material with
patented strap systemIndividually adjustable
tensioning straps

INDICATIONS

- Sacroiliac joint disorders (SI joint syndrome, osteoarthritis of the SI joint, SI joint instability)
- Pelvic girdle instability, e.g. symphysis rupture and loosening
- Sacroiliac joint blockage (acute and prophylactic)
- Structural disturbances following lumbar spinal fusion (in the transition from L5 to S1)
- Myalgia and tendinopathy in the pelvic region
- Non-surgical treatment following pelvic fractures

BENEFITS AND MODES OF ACTION

- Provides immediate relief to the pelvis and sacroiliac joints thanks to circular compression using individually adjustable tensioning straps
- Targeted friction massage and stabilization of the SI joint area using dorsal pads that can be positioned precisely
- Exceptional level of wearing comfort, even when sitting – thanks to breathable mesh materials
- Deflection loops at the sides for a high level of pressure without exerting much energy
- High level of patient compliance as the orthosis can be worn inconspicuously under clothing
- The rigid tensioning strap system ensures circular stabilization – nutation of the sacral bone is restricted, ligaments are relieved and pain is reduced

THE ADVANTAGES OF BAUERFEIND

- + Easy to handle
- + Gentle on the skin and breathable
- + Digital measurement
- + Training app

ORDERING OPTIONS

Colors: titan

Spare parts / additional features:
see page 124 and price list

STUDIES^A HAVE SHOWN

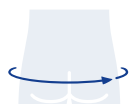
- **Reduction in pain by up to 32%**
- **58,3% improved upright posture** felt by patients

APPLICATION INSTRUCTIONS

- The suitability and use of the orthosis during pregnancy must be determined by a physician on a case-by-case basis
- Pads can be positioned individually as required

SIZE	1	2	3	4	5	6	7	ORDER NO.
Pelvis circumference (cm)	70–80	80–90	90–100	100–110	110–120	120–130	130–140	120 8416 2080 00°

° = Size (1–7)



^A Sichtung, F., Bütner, Ch.; Effects of a Pelvic Compression Belt on Balance Control in Patients with chronic Sacroiliac Joint Pain; OrthopädieTechnik; 01,19, 18-21; 2019
Hammer et al. Pelvic Belt Effects on Health Outcomes and Functional Parameters of Patients with Sacroiliac Joint Pain, PLOS ONE | DOI:10.1371/journal.pone.0136375 August 25, 2015.

Spinova[®] Mum

Relief of the lumbar spine and stabilization of the SI joints during and after pregnancy (postpartum regeneration)

NEW





Intuitive fastening



Lifting of the belly and lordosis reduction in the area of the spine



Stabilization of the pelvis



Abdominal fastening adapts to the growing belly



Pads increase SI joint stabilization

INDICATIONS

Lumbar spine indications:

- Pain and instability in the pelvic / lumbar spine area
- Lumbago
- Radicular / pseudo-radicular lumbar syndrome
- Acute or chronic lumbosciatica
- Moderate lumbar deformity (hyperlordosis, spondylolisthesis, scoliosis)
- Condition following intervertebral disk surgery with small to medium prolapse
- Inflammation
- Degeneration

Other indications:

- Symphysis loosening
- Symphysis rupture
- Sacroiliac joint disorders (SI joint syndrome, osteoarthritis of the SI joint, SI joint instability)
- SI joint blockage (acute and prophylactic)

BENEFITS AND MODES OF ACTION

- Provides the lumbar, pelvic and hip region with relief during and after pregnancy
- In a dorsal direction, corset stays support the lumbar spine, and pads have a relaxing effect on the SI joints
- Unique strap system gently lifts the belly and stabilizes the pelvis
- Particularly soft abdominal fastening adapts to the growing circumference
- High level of wearing comfort, thanks to low weight and breathable mesh material
- Stabilization of the sacroiliac joints and symphysis as a result of circular compression using individually adjustable tensioning straps

APPLICATION INSTRUCTIONS

- Pads can be positioned individually or removed as required
- By pulling sideways on the straps, the upper strap is used to lift the belly and reduce lordosis
- When the straps are tightened from the front, the lower strap provides pelvic compression as well as stabilization of the SI joint and symphysis

THE ADVANTAGES OF BAUERFEIND

- + Easy to handle
- + Gentle on the skin and breathable
- + Training App

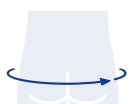
ORDERING OPTIONS

Color: titan

SIZE	1	2	3	4	ITEM NO.
Pelvis circumference (cm)	80 – 90	90 – 100	100 – 115	115 – 130	122 8579 1000 00°

° = Size (1 – 4)

experts.bauerfeind.com/spinova-mum



LordoLoc®

Stabilization and relief of the lumbar spine using tensioning straps



Stabilization and relief




Integrated dorsal corset stays



Elastic tensioning straps for individually adjustable compression



Fastening extension (accessory)



INDICATIONS

- General pain in the lumbar spine region (acute and chronic)
- Moderate degeneration / muscular insufficiency

BENEFITS AND MODES OF ACTION

- Integrated corset stays straighten the lumbar spine
- Increased stabilization thanks to individually adjustable tensioning straps
- Unobtrusive under clothing thanks to lightweight, low-profile design
- Activates the abdominal and back muscles, thanks to compressive and elastic material

THE ADVANTAGES OF BAUERFEIND

- + Easy to handle
- + Gentle on the skin and breathable
- + Digital measurement
- + Training app

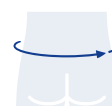
ORDERING OPTIONS

Colors: titan

Spare parts / additional features: see page 124 and price list

SIZE	1	2	3	4	5	6	ORDER NO.
Trunk circumference (cm)	70–80	80–90	90–100	100–110	110–120	120–130	121 8500 0080 00°

° = Size (1–6)




LumboLoc[®]

Orthosis with anatomically contoured knitted fabric for the lumbar spine with muscle-activating and relieving effects



Stabilization and relief



Integrated dorsal corset stays straighten the lumbar spine.

INDICATIONS

- General pain in the lumbar spine region (acute and chronic)
- Moderate degeneration / muscular insufficiency
- Facet syndrome

BENEFITS AND MODES OF ACTION

- Integrated corset stays straighten the lumbar spine
- Stabilizes and relieves the lumbar spine thanks to the compressive Train knit
- Easy to put on using practical hand straps
- The perfect fit based on elastic material and adaptable corset stays

THE ADVANTAGES OF BAUERFEIND

- + Easy to handle
- + Train knit fabric
- + Digital measurement
- + Training app

ORDERING OPTIONS

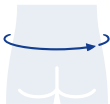
Colors: titan

STUDIES^A HAVE SHOWN

- On average **53 fewer painful days** per year

SIZE	1	2	3	4	5	6	ORDER NO.
Trunk circumference (cm)	70–80	80–90	90–100	100–110	110–120	120–130	121 84 00 3080 00°

° = Size (1–6)



^A Roelofs et al. Lumbar Supports to Prevent Recurrent Low Back Pain among Home Care Workers Annals of Internal Medicine 2007, 147, 685–692

Comprifix[®] Evolution

Orthosis with anatomically contoured knitted fabric for the lumbar spine with muscle-activating and relieving effects



Stabilization and relief



Integrated dorsal corset stays straighten the lumbar spine.

INDICATIONS

- General pain in the lumbar spine region (acute and chronic)
- Moderate degeneration / muscular insufficiency
- Facet syndrome

BENEFITS AND MODES OF ACTION

- Integrated corset stays straighten the lumbar spine
- Stabilizes and relieves the lumbar spine thanks to the compressive Train knit
- Easy to put on using practical hand straps
- The perfect fit based on elastic material and adaptable corset stays

THE ADVANTAGES OF BAUERFEIND

- + Easy to handle
- + Train knit fabric
- + Digital measurement

ORDERING OPTIONS

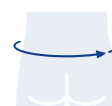
Colors: titan

STUDIES^A HAVE SHOWN

- On average **53 fewer painful days** per year

SIZE	1	2	3	4	5	6	ORDER NO.
Trunk circumference (cm)	70 – 80	80 – 90	90 – 100	100 – 110	110 – 120	120 – 130	110 4181 0020 00°

° = Size (1 – 6)



^A Roelofs et al. Lumbar Supports to Prevent Recurrent Low Back Pain among Home Care Workers, Annals of Internal Medicine 2007, 147, 685–692

LumboLoc® Forte

Increased stabilization and relief of the lumbar spine using an adjustable strap system



+ **Easy handling** using a strap with strong force application



+ **Stabilization** using corset stays



LORDOSIS REDUCTION

+ **Two functions in one orthosis:**

Indication-compliant force application using a height-adjustable functional strap



LORDOSIS ENHANCEM.



Fastening extension (accessory)

INDICATIONS

- Osteoarthritis of the facet joints
- Moderate lumbosciatica with slight muscular deficiencies in cases of intervertebral disk protrusions / herniated disks
- Moderate (pseudo) radicular lumbar syndrome
- Spondylolysis / spondylolisthesis, grade 1
- Moderate lumbar deformity
- After a herniated disk, e.g. post-operative
- Ligamento-tendomyopathy
- Moderate degeneration / muscular insufficiency

BENEFITS AND MODES OF ACTION

- Increased stabilization thanks to individually adjustable tensioning straps
- Integrated corset stays straighten the lumbar spine
- Height-adjustable functional strap for indication-specific pressure distribution
- Additional stabilization using pads for the lumbar area or sacral bone

THE ADVANTAGES OF BAUERFEIND

- + Easy to handle
- + Digital measurement
- + Training app

ORDERING OPTIONS

Colors: titan

Optional: Indicate optional lumbar or sacral pad on prescription; must be ordered separately.

Spare parts / additional features: see page 124 and price list

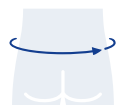
STUDIES^A HAVE SHOWN

- **33% less pain**
- **25% increased mobility**
- **89% of the patients feel a good stabilization**

LumboLoc Forte

SIZE	1	2	3	4	5	6	ORDER NO.
Trunk circumference (cm)	70–80	80–90	90–100	100–110	110–120	120–130	121 8403 0080 00°

° = Size (1–6)



LumboLoc Forte pads

SIZE	ORDER NO.
Available in one universal size	121 840# 0050 001

= Version (4) sacral pad, (5) lumbar pad

^A Katzer, A., et al.; The effect of a lumbar orthosis on pain perception and mobility in patients suffering from lumbar back pain; Non Interventional Study; ; ORTHOCLINIC, Hamburg, 2021

LumboLoc® Support

Increased stabilization and relief of the lumbar spine using an adjustable strap system



Corset stays



Functional strap



Abdominal pad



Lumbar pad (optional addition)



Fastening extension (accessory)

INDICATIONS

- Non-specific lower back pain (lumbago)
- Weak back / abdominal muscles (muscular insufficiency)
- Slight vertebral displacement (spondylolisthesis)
- Ligament / tendon / muscle irritation (ligamento-tendomyopathies)

BENEFITS AND MODES OF ACTION

- Applied force can be individually adjusted using tensioning straps
- Stabilizes the lumbar spine using integrated corset stays
- Height-adjustable functional strap for indication-specific pressure distribution
- Targeted stabilization and increased straightening using a sacral bone lumbar pad

THE ADVANTAGES OF BAUERFEIND

- + Easy to handle
- + Digital measurement

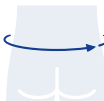
ORDERING OPTIONS

Colors: titan

Spare parts / additional features: see pages 124, 125 and price list

SIZE	1	2	3	4	5	6	ORDER NO.
Trunk circumference (cm)	70–80	80–90	90–100	100–110	110–120	120–130	121 8399 0080 00°

° = Size (1–6)



LumboLoc® Unload

Increased stabilization and relief of the lumbar spine using an adjustable strap system



Corset stays



Functional strap



Abdominal pad



Back pad



Fastening extension (accessory)

INDICATIONS

- Severe degeneration / muscular insufficiency
- Spondylolysis / spondylolisthesis, grade II
- Low back pain (acute and chronic)
- Discectomy

BENEFITS AND MODES OF ACTION

- Applied force can be individually adjusted using tensioning straps
- Stabilizes the lumbar spine using integrated corset stays
- Height-adjustable functional strap for indication-specific pressure distribution
- Additional stabilization using a large, anatomically contoured back pad and abdominal compression using an abdominal pad

THE ADVANTAGES OF BAUERFEIND

- + Easy to handle
- + Digital measurement

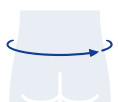
ORDERING OPTIONS

Colors: titan

Spare parts / additional features: see pages 124, 125 and price list

SIZE	1	2	3	4	5	6	ORDER NO.
Trunk circumference (cm)	70–80	80–90	90–100	100–110	110–120	120–130	121 8398 0080 00°

° = Size (1–6)



LumboLoc® Immo

Strong all-round stabilization and relief of the lumbar spine with large back pad and lateral pads



Corset stays



Functional strap



Abdominal, back and side pad

Fastening extension
(accessory)

INDICATIONS

- Lumbar spondylolisthesis
- Spondylolysis
- Facet syndrome
- Spondylitis
- Lumbar syndrome
- Lumbar spinal canal stenosis
- Degeneration of the spine
- Condition following discectomy
- After spinal fusion
- Condition following kyphoplasty
- Osteochondrosis

BENEFITS AND MODES OF ACTION

- Applied force can be individually adjusted using tensioning straps
- Stabilizes the lumbar spine using integrated corset stays
- Height-adjustable functional strap for indication-specific pressure distribution
- Additional stabilization using a large, anatomically contoured back pad and abdominal compression using an abdominal pad
- Lateral pads reduce rotations and prevent lateral tilting motions

THE ADVANTAGES OF BAUERFEIND

- + Easy to handle
- + Digital measurement

ORDERING OPTIONS

Colors: titan

Spare parts / additional features:
see pages 124, 125 and price list

SIZE	1	2	3	4	5	6	ORDER NO.
Trunk circumference (cm)	70–80	80–90	90–100	100–110	110–120	120–130	121 8397 1080 00°

° = Size (1–6)

experts.bauerfeind.com/lumboloc-immo



Spinova® System

The modular Spinova system for targeted treatment in cases of lumbar spine indications

The Spinova system with six different back orthoses is an innovative product concept by Bauerfeind, designed to enhance the range of treatment options on offer for various indications relating to the lumbar spine.

The Spinova back orthoses are based on the same concept: the comfortable Spinova mesh material is the general functional element. Thanks to integrated circular corset stays, it acts like a Lindemann corset. Circular force is exerted in a way that is relevant to the treatment, using the adjustable Spinova tensioning strap system with back setting device. The Classic Line's tensioning strap system exerts moderate force.

The system is supplemented by indication-specific Spinova functional elements, such as a back or abdominal pad, bridging frame or shell.

Spinova lumbar orthoses are used to correct posture or to provide relief to the lumbar spine. They are an effective method for preventing non-physiological strain on the spine and the intervertebral disks.

They can be adapted in many ways and provide the patient with unique wearing comfort and ensure easy handling.

CLASSIC TENSIONING STRAP SYSTEM

for mild to moderate indications

- Moderate level of pressure
- Individually adjustable compression
- Convenient and easy to put on with minimal effort

Used in the following products:

- Spinova® Stabi Classic
- Spinova® Support Plus Classic
- Spinova® Unload Classic
- Spinova® Immo Plus Classic



ADJUSTABLE TENSIONING STRAP SYSTEM

for moderate to severe indications

- Perfect stability thanks to targeted pressure distribution
- Indication-specific adjustment
- Direction and intensity can be adapted
- Can be safely reproduced by patient

Used in the following products:


- Spinova® Support Plus
- Spinova® Unload Plus
- Spinova® Immo Plus
- Spinova® Immo



Spinova® system



Adjustable tensioning strap system, front view



Adjustable tensioning strap system, rear view



Lordosis reduction



Stabilization



Lordosis enhancement


GENERAL FUNCTIONAL ELEMENTS SPINOVA SYSTEM



Integrated circular corset stays corresponding to Lindemann corset / corset based on a grid of stays



Elastic Spinova mesh material, anatomically contoured, highly breathable




Anatomically shaped abdominal fastening with micro Velcro and finger pockets for easy donning and doffing

FUNCTIONAL ELEMENT: CLASSIC TENSIONING STRAP SYSTEM



Classic Velcro straps that can be individually tightened provide the lumbar spine with moderate stabilization


FUNCTIONAL ELEMENTS: ADJUST- ABLE TENSIONING STRAP SYSTEM



Adaptable back setting device stabilizes and corrects the area from the sacral bone to the lower thoracic spine



The back setting device positioned parallel to the spine bridges spinous processes; no pressure on the wound



Individually height-adjustable tensioning straps ensure indication-specific pressure distribution



Strong, defined tension for stabilization, thanks to adjustable torque level in the strap closure



Patented Spinova tensioning strap system ensures tensile force from three directions



Consistent therapeutic circumferential pressure, thanks to adjustable consistent strap tension and buckle fastening

INDICATION-SPECIFIC MULTI-STAGE TREATMENT CONCEPT

The modular design of the Spinovalum lumbar orthoses allows individual treatment by adding or removing indication-specific functional elements in accordance with a two-stage treatment regime.

INDICATION-SPECIFIC FUNCTIONAL ELEMENTS CAN BE ADDED OR REMOVED

Bridging Frame



- Anatomically self-adjusting, pivoting cross stays
- Easily malleable, height-adjustable aluminum stays

Pads



- Back pad ensures extensive bridging and support for lumbar lordosis
- Abdominal pad offers increased compression of the abdomen

Shell system



- Individually adjustable thanks to shell sections that can be moved in relation to each other
- Shell can be removed without tools by loosening the elastic bands and knurled screw
- Can be used immediately thanks to preset shell circumference
- Less adjustment required, thanks to two shell sizes (short: 33 cm, standard: 38 cm)

TWO-STAGE TREATMENT CONCEPT


1st stage: stabilization phase

For the effective post-operative or initially conservative correction of segments, the orthosis is used together with the indication-specific functional elements (shell / bridging frame / pads).

2nd stage: mobilization phase

When the patient becomes more mobile, the indication-specific functional elements are removed. The corset stays that remain in the orthosis provide external support.

Elements can be added to the orthosis again at any time, if required, to suit the patient's stabilization needs.



Spinova® Stabi Classic

Moderate stabilization of the lumbar spine
using corset stays



Integrated circular corset stays,
can be adjusted



Finger pockets on the abdominal
fastening

INDICATIONS

- Osteoarthritis of the facet joints
- Moderate (pseudo) radicular lumbar syndrome
- Moderate lumbosciatica with slight deficiencies in cases of intervertebral disk protrusions / herniated disks
- Condition following herniation (non-surgical / post-operative)
- Condition following discectomy
- Spondylolisthesis, grade I

BENEFITS AND MODES OF ACTION

- Moderately stabilizes and straightens the lumbar spine thanks to integrated circular corset stays
- The supportive effect extends as far as the lower thoracic spine
- Easy to put on using large finger pockets on the abdominal fastening
- The perfect fit, thanks to adaptable aluminum stays
- The length of the tensioning straps can be individually adjusted

THE ADVANTAGES OF BAUERFEIND

- + Easy to handle
- + Gentle on the skin and breathable
- + Digital measurement
- + Training app

ORDERING OPTIONS

Colors: titan

Spare parts / additional features:
see page 126 and price list

SIZE	1	2	3	4	5	6	ORDER NO.
Trunk circumference (cm)	70–80	80–90	90–105	105–115	115–125	125–140	122 8561 1000 00°

° = Size (1–6)

experts.bauerfeind.com/spinova-stabi-classic



Spinova® Support Plus Classic

Moderate stabilization of the lumbar spine with an anatomically contoured back pad



Removable back pad



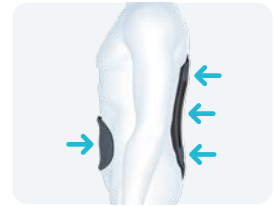
Finger pockets on the abdominal fastening



Removable back pad



Abdominal pad



Lordosis enhancement

INDICATIONS

- Stable vertebral fractures (lumbar spine) with vertebral body damage – relieving the anterior edges of vertebrae
- Moderate degeneration / muscular insufficiency of the spine
- Moderate lumbosciatica with muscular deficiencies in cases of intervertebral disk protrusions / herniated disks
- Facet syndrome
- Moderate (pseudo) radicular lumbar syndrome
- Lumbar spinal canal stenosis, also with paresis (non-surgical, post-operative)
- Spondylolysis / spondylolisthesis, grade II
- Condition after herniation (conservative / post-operative)
- Condition following discectomy
- Condition following spinal fusion / kyphoplasty (one or more levels)
- Osteoporosis

BENEFITS AND MODES OF ACTION

- Integrated circular corset stays ensure stabilization and straightening
- Abdominal pad for increased compression of the abdomen to straighten the spine
- Supports natural lumbar lordosis using an anatomically shaped back pad

THE ADVANTAGES OF BAUERFEIND

- + Gentle on the skin and breathable
- + Multi-stage treatment

ORDERING OPTIONS

Colors: titan

Spare parts / additional features: see page 126 and price list

SIZE	1	2	3	4	5	6	ORDER NO.
Trunk circumference (cm)	70 – 80	80 – 90	90 – 105	105 – 115	115 – 125	125 – 140	122 8563 1000 00°

° = Size (1 – 6)

experts.bauerfeind.com/spinova-support-plus-classic



Spinova® Support Plus

Stabilization of the lumbar spine using an anatomically contoured back pad



Integrated circular corset stays, can be adjusted



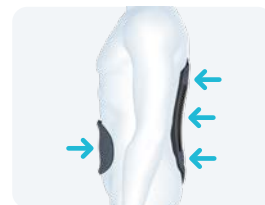
Individually adaptable tensioning strap system ensuring regulated pressure distribution



Removable back pad



Abdominal pad



Lordosis enhancement

INDICATIONS

- Vertebral fractures (lumbar spine) with vertebral body damage – relief of the anterior vertebral edges
- Spondylolysis / spondylolisthesis, grade II
- Moderate lumbosciatica with muscular deficiencies in cases of significant intervertebral disk protrusions / herniated disks
- Lumbar spinal canal stenosis, also with paresis (non-surgical, post-operative)
- Moderate (pseudo) radicular lumbar syndrome
- Severe degeneration / muscular insufficiency
- Condition following herniation (post-operative / non-surgical)
- Condition following discectomy
- Condition following spinal fusion / kyphoplasty (one or more levels)
- Osteoporosis
- Moderate lumbar deformity in cases of facet syndrome / osteoarthritis

BENEFITS AND MODES OF ACTION

- Integrated circular corset stays ensure stabilization and straightening
- Individually adaptable tensioning strap system ensuring regulated pressure distribution
- Greater straightening thanks to increased abdominal pressure exerted by the abdominal pad
- Supports natural lumbar lordosis using a large, anatomically contoured back pad

THE ADVANTAGES OF BAUERFEIND

- + Multi-stage treatment
- + Digital measurement

ORDERING OPTIONS

Colors: titan

Versions: short, standard

- short: body height < 170 cm
- standard: body height > 170 cm

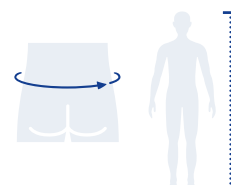
Spare parts / additional features: see page 126 and price list

STUDIES^A HAVE SHOWN

- **Good patient compliance and great sense of stability**

SIZE	1	2	3	4	5	6	7	ORDER NO.
Trunk circumference (cm)	70–80	80–90	90–100	100–110	110–120	120–130	130–140	122 8542 100+ 00°

+ = Version (0) standard, (1) short
° = Size (1–7)



^A Rommelspacher, Y., et al.; Treatment with and without stabilizing lumbar spinal orthosis after one- or two-level spondylodesis: A randomized controlled trial. Technol Health Care. 2020;28(5):541–549. doi: 10.3233/THC-191820.

Spinova® Unload Classic

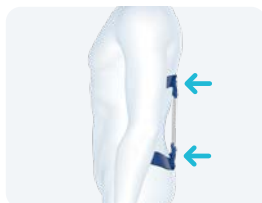
Moderate lordosis reduction and relief of the lumbar spine using a removable bridging frame





Integrated circular corset stays, can be adjusted



Removable bridging frame



Lordosis reduction



INDICATIONS

- Stable vertebral fractures (lumbar spine) with vertebral body damage, relief of the posterior vertebral edges
- Spondylolysis / spondylolisthesis, grades I–II
- Moderate lumbosciatica with muscular deficiencies in cases of significant intervertebral disk protrusions / herniated disks
- Lumbar spinal canal stenosis, also with paresis (non-surgical, post-operative)
- Moderate (pseudo) radicular lumbar syndrome
- Facet syndrome
- Condition following discectomy

BENEFITS AND MODES OF ACTION

- Integrated circular corset stays ensure stabilization and straightening
- Corrects lumbar lordosis using a self-adjusting bridging frame
- Relieves pressure on the posterior edges of the lumbar vertebrae

THE ADVANTAGES OF BAUERFEIND

- + Gentle on the skin and breathable
- + Multi-stage treatment
- + Digital measurement

ORDERING OPTIONS

Colors: titan

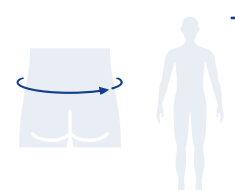
Versions: short, long

- short: body height < 170 cm
- long: body height > 170 cm

Spare parts / additional features: see page 126 and price list

SIZE	1	2	3	4	5	6	ORDER NO.
Trunk circumference (cm)	70–80	80–90	90–105	105–115	115–125	125–140	122 8562 100+ 00°

+ = Version (1) short, (2) long
° = Size (1–6)



Spinova® Unload Plus

Lordosis reduction and increased relief of the lumbar spine with a removable bridging frame



Integrated circular corset stays, can be adjusted



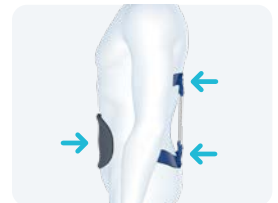
Individually adaptable tensioning strap system ensuring regulated pressure distribution



Removable bridging frame



Abdominal pad



Lordosis reduction

INDICATIONS

- Vertebral fractures (lumbar spine) with vertebral body damage – relief of the posterior vertebral edges
- Spondylolysis / spondylolisthesis, grades I–II
- Most severe lumbar deformity in cases of facet syndrome / osteoarthritis
- Most severe lumbosciatica with muscular deficiencies in cases of significant intervertebral disk protrusions / herniated disks
- Lumbar spinal canal stenosis, also with paresis (non-surgical, post-operative)
- Most severe (pseudo) radicular lumbar syndrome
- Foraminal stenosis

BENEFITS AND MODES OF ACTION

- Integrated circular corset stays ensure stabilization and straightening
- Corrects lumbar lordosis using a self-adjusting bridging frame
- Relieves pressure on the posterior edges of the lumbar vertebrae
- Greater straightening thanks to increased abdominal pressure exerted by the abdominal pad
- Individually adaptable tensioning strap system ensuring regulated pressure distribution

THE ADVANTAGES OF BAUERFEIND

- + Gentle on the skin and breathable
- + Multi-stage treatment
- + Digital measurement

ORDERING OPTIONS

Colors: titan

Versions: short, long

- short: body height < 170 cm
- long: body height > 170 cm

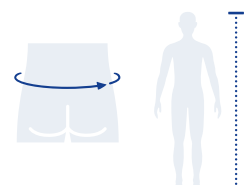
Spare parts / additional features: see page 126 and price list

SIZE	1	2	3	4	5	6	7	ORDER NO.
Trunk circumference (cm)	70–80	80–90	90–100	100–110	110–120	120–130	130–140	122 8543 100+ 00°

+ = Version (1) short, (2) long

° = Size (1–7)

experts.bauerfeind.com/spinova-unload-plus



Spinova® Immo Plus Classic

Immobilization of the lumbar spine
with mobilization function



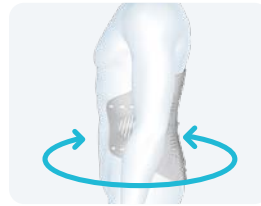
Integrated circular corset stays,
can be adjusted



Individually adjustable
shell system



Abdominal pad



Immobilization

INDICATIONS

- Stable vertebral fractures (lumbar spine) with vertebral body damage, relieving the anterior and /or posterior edges of vertebrae
- Most severe lumbosciatica with muscular deficiencies in cases of intervertebral disk protrusions / herniated disks
- Lumbar spinal canal stenosis, also with paresis (non-surgical, post-operative)
- Tumors (metastases)
- Severe degeneration / muscular insufficiency of the spine
- Spondylolysis / spondylolisthesis, grades II – III
- Facet syndrome / spondylitis
- Most severe (pseudo) radicular lumbar syndrome
- Foraminal stenosis
- Condition following herniation (non-surgical / post-operative)
- Condition following discectomy
- Condition following spinal fusion / kyphoplasty (one or more levels)
- Osteochondrosis

BENEFITS AND MODES OF ACTION

- The lumbar spine is stabilized, relieved and its movement limited using a shell frame for the torso combined with a circular pelvic frame
- Individual adjustment and the perfect fit thanks to two-part shell system
- Greater relief of the spine thanks to increased abdominal pressure exerted by the abdominal pad
- Integrated spring steel stays provide additional stabilization and straighten the spine

THE ADVANTAGES OF BAUERFEIND

- + Gentle on the skin and breathable
- + Multi-stage treatment

ORDERING OPTIONS

Colors: titan

Versions: short, standard

- short: body height < 170 cm
- standard: body height > 170 cm

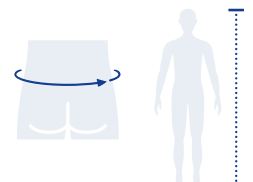
Spare parts / additional features:
see page 126 and price list

SIZE	1	2	3	4	5	6	ORDER NO.
Trunk circumference (cm)	70 – 80	80 – 90	90 – 105	105 – 115	115 – 125	125 – 140	122 8564 100+ 00°

+ = Version (0) standard, (1) short

° = Size (1 – 6)

experts.bauerfeind.com/spinova-immo-plus-classic



Spinova® Immo Plus

Immobilization of the lumbar spine with mobilization function by means of a removable shell



Integrated circular corset stays, can be adjusted



Individually adaptable tensioning strap system ensuring regulated pressure distribution



Individually adjustable shell system in two sizes



Abdominal pad



Immobilization

INDICATIONS

- Vertebral fractures (lumbar spine) with significant vertebral body damage – relief of the anterior and / or posterior vertebral edges
- Tumors (metastases)
- Condition following spinal fusion (one or more levels)
- Most severe (pseudo) radicular lumbar syndrome
- Most severe lumbosciatica with muscular deficiencies in cases of significant intervertebral disk protrusions / herniated disks
- Lumbar spinal canal stenosis with paresis (non-surgical, post-operative)
- Foraminal stenosis
- Osteochondrosis
- Severe degeneration / muscular insufficiency
- Severe lumbar deformity in cases of facet syndrome / osteoarthritis
- Condition following herniation (non-surgical / post-operative)
- Condition following discectomy
- Spondylolysis / spondylolisthesis, grades I – III

BENEFITS AND MODES OF ACTION

- The lumbar spine is stabilized, relieved and its movement limited using a shell surrounding the torso combined with a circular pelvic frame
- Individual adjustment and the perfect fit thanks to two-part shell system
- Together with the shell, the Spinova tensioning strap system forms a single functional unit; circumferential forces can be applied individually and to suit the indication
- Greater relief of the spine thanks to increased abdominal pressure exerted by the abdominal pad
- Integrated corset stays provide additional stabilization and straighten the spine

THE ADVANTAGES OF BAUERFEIND

- + Gentle on the skin and breathable
- + Multi-stage treatment
- + Digital measurement

ORDERING OPTIONS

Colors: titan

Versions: short, standard

- short: body height < 170 cm
- standard: body height > 170 cm

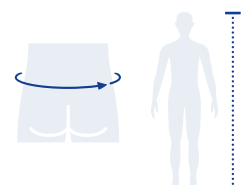
Spare parts / additional features: see page 126 and price list

SIZE	1	2	3	4	5	6	7	ORDER NO.
Trunk circumference (cm)	70–80	80–90	90–100	100–110	110–120	120–130	130–140	122 8541 100+ 00°

+ = Version (0) standard, (1) short

° = Size (1 – 7)

experts.bauerfeind.com/spinova-immo-plus



Spinova® Immo

Immobilization of the lumbar spine



Individually adjustable shell system



Individually adaptable tensioning strap system ensuring regulated pressure distribution



Immobilization

INDICATIONS

- Immobilization of the lumbar spine (pre-operative, post-operative, post-traumatic, inflammatory conditions)
- Non-surgical treatment of simple and stable fractures

BENEFITS AND MODES OF ACTION

- The lumbar spine is stabilized, relieved and its movement limited using a shell surrounding the torso combined with a circular pelvic frame
- Individual adjustment and the perfect fit thanks to two-part shell system
- Together with the shell, the Spinova tensioning strap system forms a single functional unit; circumferential forces can be applied individually and to suit the indication

THE ADVANTAGES OF BAUERFEIND

+ Digital measurement

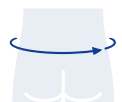
ORDERING OPTIONS

Colors: titan

Spare parts / additional features: see page 126 and price list

SIZE	1	2	3	4	5	6	7	ORDER NO.
Trunk circumference (cm)	70–80	80–90	90–100	100–110	110–120	120–130	130–140	122 8540 1000 00°

° = Size (1–7)



SecuTec® Dorso

**Lordosis reduction and relief
of the lumbar spine using a bridging
frame and corset stays**



Removable bridging frame
(only GER version)




Anatomically shaped
corset stays



Integrated
grid system



Fastening extension
(accessory)



INDICATIONS

- Spondylolisthesis (with recurring lumbosciatica), grades I–III
- Condition following herniation (e.g. post-operative)
- Condition following discectomy
- Vertebral fractures (lumbar spine) with vertebral body damage
- Osteoporosis
- Moderate to severe lumbosciatica with muscular deficiencies in cases of significant intervertebral disk protrusions / herniated disks
- Severe (pseudo) radicular lumbar syndrome
- Moderate to severe lumbar deformity in cases of facet syndrome / osteoarthritis
- Lumbar spinal canal stenosis

BENEFITS AND MODES OF ACTION

- Relieves and straightens the lumbar spine thanks to the combination of corset stays, anatomically contoured knitted fabric and tensioning straps
- Bridging frame ensures lordosis reduction

THE ADVANTAGES OF BAUERFEIND

+ Easy to handle

ORDERING OPTIONS

Colors: titan

Spare parts / additional features:
see page 124 and price list

SIZE	1	2	3	4	5	6	ORDER NO.
Trunk circumference (cm)	75–85	85–95	95–105	105–115	115–125	125–135	121 8474 0080 00°

° = Size (1–6)



SecuTec® Lumbo

Lordosis reduction and relief of the lumbar spine using a bridging frame





Removable bridging frame



Abdominal pad



Fastening extension (accessory)



INDICATIONS

- Most severe lumbosciatica with muscular deficiencies in cases of significant intervertebral disk protrusions / herniated disks
- Most severe (pseudo) radicular lumbar syndrome
- Spondylolysis / spondylolisthesis, grades I – III
- Moderate to severe lumbar deformity in cases of facet syndrome / osteoarthritis
- Lumbar spinal canal stenosis
- Moderate to severe degeneration / muscular insufficiency
- Vertebral fractures (lumbar spine) with vertebral body damage
- Condition following herniation, e.g. post-operative
- Condition following discectomy

BENEFITS AND MODES OF ACTION

- Lordosis-reducing effect thanks to the combination of removable bridging frame, anatomically contoured knitted fabric and tensioning straps
- Greater straightening thanks to increased abdominal pressure exerted by the abdominal pad

THE ADVANTAGES OF BAUERFEIND

- + Easy to handle
- + Digital measurement

ORDERING OPTIONS

Colors: titan

Versions: short, long

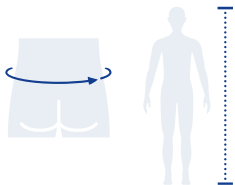
- short: body height < 170 cm
- long: body height > 170 cm

Spare parts / additional features: see pages 124, 125 and price list

SIZE	1	2	3	4	5	6	ORDER NO.
Trunk circumference (cm)	70–80	80–90	90–100	100–110	110–120	120–130	121 8460 108+ 00°

+ = Version (1) short, (2) long
° = Size (1 – 6)

experts.bauerfeind.com/secutec-lumbo



SofTec® Lumbo

Immobilization of the lumbar spine
with mobilization function by means
of a removable shell



Short version of half-shell
(29 cm)



Long version of half-shell
(35 cm)



LPT strap system that requires
minimal effort



Abdominal pad



Fastening extensions
(accessories)

INDICATIONS

- Spondylolysis / spondylolisthesis, grades II–III
- Most severe lumbosciatica with muscular deficiencies in cases of significant intervertebral disk protrusions / herniated disks
- Most severe (pseudo) radicular lumbar syndrome
- Degenerative facet syndrome
- Condition following herniation, (non-surgical / post-operative)
- Condition following discectomy
- Condition following spinal fusion / kyphoplasty (one or more levels)
- Lumbar spinal canal stenosis
- Vertebral fractures (lumbar spine) with vertebral body damage
- Tumors (metastases)
- Severe degeneration / muscular insufficiency

BENEFITS AND MODES OF ACTION

- Stabilization of the lumbar spine: different degrees of stabilization can be achieved with the targeted combination of different orthosis modules (knitted fabric, two grades of CFRP stays, half-shell)
- Convenient for the patient to put on with minimal effort
- High level of wearing comfort
- Greater relief of the spine thanks to increased abdominal pressure exerted by the abdominal pad

THE ADVANTAGES OF BAUERFEIND

- + Multi-stage treatment
- + Digital measurement

ORDERING OPTIONS

Colors: titan

Versions: short, long, two heights

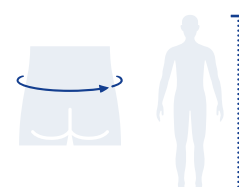
- Dorsal height of the plastic half-shell: short 29 cm, long 35 cm
- Stabilization: short L5–S1, long L3–S1
- short: body height < 170 cm
- long: body height > 170 cm

Spare parts / additional features:
see pages 124, 125 and price list

SIZE	1	2	3	4	HALF-SHELL	ORDER NO.
Hip circumference (cm)	75–90	90–105	105–120		short	122 8480 0081 00°
	75–90	90–105	105–120	120–135	long	122 8480 0082 00°

° = Size (1–4)

experts.bauerfeind.com/softec-lumbo



Spinova® Osteo

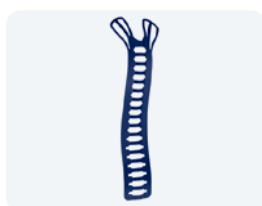
Stabilization and active straightening of the spine, with free abdomen and chest area




Free chest and abdominal area



Pelvic support



Reclinator



Strap system



Active principle

INDICATIONS

- Stable, osteoporotic vertebral fractures
- Osteoporosis, osteopenia
- Painful hunched back
- Muscular insufficiency

BENEFITS AND MODES OF ACTION

- Active straightening to relieve and correct the lumbar and thoracic spine as well as to restrict movement in the sagittal plane
- Straightening effect can be regulated using a special strap system which allows individual pressure distribution
- Straightens using an aluminum reclinator combined with tensioning straps and a pelvic support
- Free abdomen and chest area as well as good positional stability of the orthosis due to low-position pelvic support
- Adaptable strap system thanks to height-adjustable dorsal strap fastenings
- Donning with minimal effort using the hand straps and finger loops
- Increased sense of stability thanks to padded crossed straps at the sides

THE ADVANTAGES OF BAUERFEIND

- + Gentle on the skin and breathable
- + Tool-free fitting

ORDERING OPTIONS

Colors: titan

Optional:

If the measurements are between two sizes, choose a smaller reclinator / bigger support

Five standard sizes:
S2, S3, M3, M4, L4

18 size combinations of reclinator (S–L) and support (1–6)

Spare parts / additional features:
see page 126 and price list

Spinova Osteo

SIZE	S2	S3	M3	M4	L4	ORDER NO.
Length back (cm)	50–58	50–58	59–67	59–67	68–76	
Pelvis circumference (cm)	80–90	90–100	90–100	100–110	100–110	122 8568 0000 0°°
°° number	12	13	23	24	34	



Spinova Osteo with partially assembled reclinator

SIZE	S	M	L	ORDER NO.
Length back (cm)	50–58	59–67	68–76	122 8570 0000 00°

° = Size (1) S, (2) M, (3) L

Note: Choose a smaller reclinator if you are between sizes.



Spinova Osteo with partially assembled pelvic support

SIZE	1	2	3	4	5	6	ORDER NO.
Pelvis circumference (cm)	70–80	80–90	90–100	100–110	110–120	120–130	122 8569 0000 00°

° = Size (1–6)

Note: Choose a larger pelvic support if you are between sizes.

experts.bauerfeind.com/spinova-osteo

Spinova® Osteo ES

Stabilization and active straightening of the spine, with removable back pad



Free chest and abdominal area



Pelvic support



Reclinator



Strap system with removable back pad



Active principle

INDICATIONS

- Stable, osteoporotic vertebral fractures
- Osteoporosis, osteopenia
- Painful hunched back
- Muscular insufficiency

BENEFITS AND MODES OF ACTION

- Active straightening to relieve and correct the lumbar and thoracic spine as well as to restrict movement in the sagittal plane
- Increased stabilization and restriction of rotation using a form-fitting back pad
- Straightening effect can be regulated using a special strap system which allows individual pressure distribution
- Straightens using an aluminum reclinator combined with tensioning straps and a pelvic support
- Free abdomen and chest area as well as good positional stability of the orthosis due to low-position pelvic support
- Adaptable strap system thanks to height-adjustable dorsal strap fastenings
- Donning with minimal effort using the hand straps and finger loops

THE ADVANTAGES OF BAUERFEIND

- + Gentle on the skin and breathable
- + Tool-free fitting

ORDERING OPTIONS

Colors: titan

Optional:

If the measurements are between two sizes, choose a smaller reclinator / bigger support

18 size combinations of reclinator (S–L) and support (1–6)

Spinova Osteo ES with partially assembled reclinator

SIZE	S	M	L	ORDER NO.
Length back (cm)	50–58	59–67	68–76	122 8574 1000 01°

° = Size (1) S, (2) M, (3) L

Note: Choose a smaller reclinator if you are between sizes.



Spinova Osteo ES with partially assembled pelvic support

SIZE	1	2	3	4	5	6	ORDER NO.
Pelvis circumference (cm)	70–80	80–90	90–100	100–110	110–120	120–130	122 8576 0000 00°

° = Size (1–6)

Note: Choose a larger pelvic support if you are between sizes.



SofTec® Dorso

Increased stabilization of the thoracic and lumbar spine



Shoulder straps



Aluminum reclinator



Integrated cross



Fastening extension
(accessory)

INDICATIONS

- Non-surgical treatment of simple and stable fractures (up to TH 8)
- Condition following discectomy
- Condition following spinal fusion
- Osteoporosis
- Tumors (metastases) or inflammatory processes (spondylitis)

BENEFITS AND MODES OF ACTION

- Straightens the spine and stabilizes the upper body using an adjustable aluminum reclinator
- Restricts harmful rotational movements
- Pressure distribution and straightening can be regulated using tensioning straps
- A stabilizing cross made of aluminum that can be fixed to the reclinator increases the straightening effect of the orthosis and provides additional restriction in the end range of motion (extension / flexion; bending to the side)

THE ADVANTAGES OF BAUERFEIND

+ Digital measurement

ORDERING OPTIONS

Colors: titan

Versions: short, long

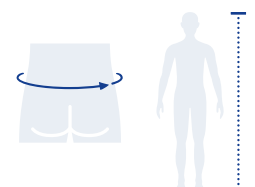
- short: body height < 170 cm
- long: body height > 170 cm

Spare parts / additional features:
see pages 120, 121 and price list

SIZE	1	2	3	4	ORDER NO.
Hip circumference (cm)	75–90	90–105	105–120	120–135	122 8490 008+ 00°

+ = Version (1) short, (2) long
° = Size (1–4)

experts.bauerfeind.com/softec-dorso



CerviLoc® | CerviLoc® S

Stabilization and relief of the cervical spine



Side view

INDICATIONS

- Pain in the cervical spine (cervical syndrome)
- Whiplash

CerviLoc S

- Severe pain in the cervical spine (severe cervical syndrome)
- Moderate whiplash
- Blockage

BENEFITS AND MODES OF ACTION

- Targeted relief of the cervical spine
- The integrated flexible plastic reinforcement of the CerviLoc S provides increased support
- Comfortable to wear thanks to soft, anatomically shaped foam with a cut-out for the chin

APPLICATION INSTRUCTIONS

- Three different heights, each with two different circumferences, take into account individually varying neck shapes

THE ADVANTAGES OF BAUERFEIND

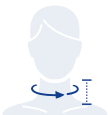
- + Easy to handle
- + Gentle on the skin and breathable
- + Digital measurement

ORDERING OPTIONS

Colors: beige

SIZE	1	2	3	4	5	6	ORDER NO.
Height (cm)	6.5	8.5	10	6.5	8.5	10	
Neck circumference (cm)	32 – 38	34 – 40	34 – 40	36 – 44	36 – 44	38 – 48	120 959+ 0010 00°

+ = Version (0) CerviLoc, (1) CerviLoc S
° = Size (1 – 6)



RhizoLoc® OA








HAND, ELBOW AND SHOULDER

FOR TARGETED
**HAND, ELBOW
AND SHOULDER
TREATMENT**





TABLE OF INDICATIONS HAND, ELBOW, AND SHOULDER TREATMENT

PRODUCT	ManuTrain®	EpiTrain®	OmoTrain®	OmoTrain® S	ManuLoc®	ManuLoc® long	ManuLoc® long Plus
							
PRODUCT FEATURE	Relief and stabilization of the wrist	Relief and stabilization of the elbow joint	Relief and stabilization of the shoulder joint	Relief and stabilization of the shoulder joint	Immobilization of the wrist	Immobilization of the wrist and parts of the forearm	Immobilization of the wrist, parts of the forearm and the fingers
PAGE NUMBER	104	113	115	116	105	106	107
INDICATIONS							
Irritation (post-traumatic / post-operative)	•	•	•	•	•	•	•
Pre-operative care					•	•	•
Prevention / recurrence prevention	•	•	•	•			
Sprains	•				•	•	•
Contusions					•	•	•
Ligament instability							
Instability, e.g. radioulnar subluxation	•						
Osteoarthritis / arthritis							
mild	•	•	•	•			
moderate					•	•	
severe							
Collateral ligament injuries at the thumb, e.g. skier's thumb							
Ligament injuries in the finger / hand area							•
Paralysis							
Tendovaginitis (tenosynovitis)							
mild	•						
moderate					•	•	
severe							•
Carpal tunnel syndrome					•		
mild						•	
moderate							
severe							•
Tendomyopathy		•					
Lateral / medial humeral epicondylitis		•					

RhizoLoc® OA		RhizoLoc®		ManuLoc® Rhizo		ManuLoc® Rhizo long		ManuLoc® Rhizo long Plus		OmoLoc®		EpiPoint®	
													
Immobilization and relief of the carpometacarpal and metacarpophalangeal joint of the thumb		Stabilization of the metacarpophalangeal and carpometacarpal joints of the thumb		Immobilization of the wrist, with thumb brace		Immobilization of the wrist and parts of the forearm, with thumb brace		Immobilization of the entire hand and parts of the forearm		Immobilization of the shoulder		Targeted relief of the tendon insertions in the elbow	
108		109		110		111		112		117		114	
●		●		● acute		●		●		●			
				●		●		●		●			
												●	
●		●		●		●		●					
●		●		●		●		●					
●													
●		●											
				●		●							
		●		●		●		●					
				●				●					
								●					
				●		●							
				●				●					
				●		●							

ManuTrain®

Relief and stabilization of the wrist



Support with fascia strap
Activity level II



Support
Activity level III



Anatomically contoured pad with
cutout for the bone



Soft, anatomically shaped thumb
opening



Full strap system

INDICATIONS

- Chronic, post-traumatic or post-operative irritation
- Distortions (wrist injuries, e.g. sprains)
- Osteoarthritis (joint wear)
- Instability, e.g. radioulnar subluxation
- Tendovaginitis (tenosynovitis)
- Prevention / recurrence prevention

BENEFITS AND MODES OF ACTION

- Strap system and ideal compression offered by the Train knitted fabric stabilize and activate the wrist to suit treatment
- Viscoelastic pad provides the ulnar bony protrusion with pressure relief
- Can be put on and taken off with minimal effort, thanks to special elasticity and reduced compression along the edges
- Anatomically contoured thumb opening and seamless, soft comfort zone between the thumb and index finger ensure lasting wearing comfort
- Compression provided by the high-low knitted fabric that stimulates circulation ensures improved joint function

THE ADVANTAGES OF BAUERFEIND

- + Gentle on the skin and breathable
- + Train knit fabric
- + Comfort zone
- + Digital measurement
- + Training app

ORDERING OPTIONS

Colors: beige, black, titan

Versions: right, left

Spare parts / additional features:
see page 128 and price list

SCOPE OF DELIVERY

Including donning aid



Link to video:
Correctly donning
the strap system

APPLICATION INSTRUCTIONS

- Three activity levels guarantee individual treatment – from acute care to preventive use

CONFIRMED IN TEST PROCEDURE^A

- Strap system stabilizes the wrist just like a conventional inner hand stay

SIZE	1	2	3	4	5	6	ORDER NO.
Wrist circumference (cm)	14 – 15	15 – 16	16 – 17	17 – 18	18 – 19	19 – 20	110 5150 40*0 +0°

* = Color (1) beige, (7) black, (8) titan

+ = Version (6) right, (7) left

° = Size (1 – 6)

^A Kirillov, M., Testing ManuTrain – The new generation with strap system in the test laboratory; Bauerfeind Life Magazine 07 – 2022, full version can be found at bauerfeind-life.de

experts.bauerfeind.com/manutrain



ManuLoc®

Immobilization of the wrist



Metacarpal stay and stays on the sides



Edges finished using ultrasonic welding



Velcro fastening with retraction stopping device

INDICATIONS

- Post-traumatic or post-operative irritation
- Pre-operative care
- Carpal tunnel syndrome (mild)
- Tenosynovitis (moderate)
- Sprains / contusions
- Osteoarthritis (moderate)

BENEFITS AND MODES OF ACTION

- Securing the wrist during both extension / flexion and radial / ulnar movements, thanks to aluminum stays
- The orthosis prevents incorrect positioning of the distal and proximal parts of the wrist
- Anatomically shaped metacarpal stay stabilizes the wrist in a functional position and can be individually adjusted
- The design of the orthosis enables functional gripping movements, thus maintaining mobility
- Practical Velcro fastenings and retraction stopping devices on the straps make it easy for the patient to put on the orthosis using only one hand
- Great freedom of movement for the thumb thanks to large thumb openings on both sides – the orthosis can therefore be worn on the left and the right
- Edges finished using ultrasonic welding for increased durability and an improved look

APPLICATION INSTRUCTIONS

- Metacarpal stay with ventilation slots and stays at the sides made of aluminum are individually shapeable

THE ADVANTAGES OF BAUERFEIND

- + Easy to handle
- + Gentle on the skin and breathable
- + Comfort zone
- + Tool-free fitting
- + Digital measurement

ORDERING OPTIONS

Colors: titan

Versions: identical versions for right and left (thumb openings on both sides)


SIZE	0	1	2	3	ORDER NO.
Wrist circumference (cm)	12 – 15	14 – 18	17 – 21	20 – 26	120 5340 2080 00°

° = Size (0 – 3)



ManuLoc® long

Immobilization of the wrist and parts of the forearm



Metacarpal stay and stays on the sides



Edges finished using ultrasonic welding



Velcro fastening with retraction stopping device



INDICATIONS

- Post-traumatic or post-operative irritation, e.g. following treatment with a plaster cast in the case of radius fractures
- Pre-operative care
- Carpal tunnel syndrome (moderate)
- Tenosynovitis (moderate, with pain while resting and at night)
- Sprains / contusions
- Osteoarthritis (moderate)

BENEFITS AND MODES OF ACTION

- Securing the wrist during both extension / flexion and radial / ulnar movements thanks to extended aluminum stays
- Limitation of rotational movements in the wrist thanks to the orthosis' longer lever
- The orthosis prevents incorrect positioning of the distal and proximal parts of the wrist
- Great freedom of movement for the thumb thanks to large thumb openings on both sides – the orthosis can therefore be worn on the left and the right
- Immobilization in a functional position whilst maintaining functional gripping movements, thanks to adaptable metacarpal stay
- Practical Velcro fastenings and retraction stopping devices on the straps make it easy for the patient to put on the orthosis using only one hand
- Edges finished using ultrasonic welding for increased durability and an improved look; sensitive skin in the elbow area is softly cushioned / enclosed

THE ADVANTAGES OF BAUERFEIND

- + Easy to handle
- + Gentle on the skin and breathable
- + Comfort zone
- + Tool-free fitting
- + Digital measurement

ORDERING OPTIONS

Colors: titan

Versions: identical versions for right and left (thumb openings on both sides)

Spare parts / additional features: see page 128 and price list

STUDIES^A HAVE SHOWN

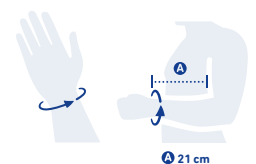
- **22% improvement in functionality during everyday activities** six weeks after surgery

APPLICATION INSTRUCTIONS

- The extended stays on the sides and the metacarpal stay with ventilation slots made of aluminum are individually shapeable

SIZE	0	1	2	3	ORDER NO.
Wrist circumference (cm)	12 – 15	14 – 18	17 – 21	20 – 26	120 5340 2082 00°

° = Size (0 – 3)




A 21 cm

^A Katzmaier, P., et al., POSTOPERATIVE THERAPIE DER DISTALEN RADIUSFRAKTUR MIT DER ORTHESE ManuLoc long, non-interventional study, MVZ medical center in Oberstdorf, 2016.

ManuLoc® long Plus

Immobilization of the wrist,
parts of the forearm and the fingers



Metacarpal stay and stays on the sides



Shapeable hand support



Side-view in functional position



Edges finished using ultrasonic welding



Velcro fastening with retraction stopping device

INDICATIONS

- Post-traumatic care (multiple, complex injuries in the hand / finger area)
- Pre-operative and post-operative, e.g. Dupuytren's contracture, metacarpal fractures
- Injuries / fractures in the wrist area
- Carpal tunnel syndrome (severe – support at night)
- Tenosynovitis (severe)
- Sprains / contusions
- Ligament injuries in the finger / hand area

BENEFITS AND MODES OF ACTION

- Stabilizes the wrist, forearm and fingers, while the thumb remains freely moveable
- Adjustable rest positions in Intrinsic Plus position or normal position to reduce pain and prevent damage associated with immobilization
- Securing the wrist during both extension / flexion and radial / ulnar movements thanks to extended aluminum stays
- The wide finger strap relieves the ligaments and tendons while the fingers are held in position
- Great freedom of movement for the thumb thanks to large thumb openings on both sides – the orthosis can therefore be worn on the left and the right
- Practical Velcro fastenings and retraction stopping devices on the straps make it easy for the patient to put on the orthosis using only one hand
- Immobilization in a functional position thanks to shapeable metacarpal stay
- Edges finished using ultrasonic welding for increased durability and an improved look; sensitive skin in the elbow area is softly cushioned / enclosed

THE ADVANTAGES OF BAUERFEIND

- + Easy to handle
- + Gentle on the skin and breathable
- + Comfort zone
- + Tool-free fitting
- + Multi-stage treatment
- + Digital measurement

ORDERING OPTIONS

Colors: titan

Versions: identical versions for right and left (thumb openings on both sides)

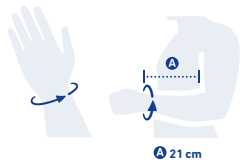
Spare parts / additional features: see page 128 and price list

APPLICATION INSTRUCTIONS

- The extended stays on the sides and the metacarpal stay with ventilation slots made of aluminum are individually shapeable

SIZE	0	1	2	3	ORDER NO.
Wrist circumference (cm)	12 – 15	14 – 18	17 – 21	20 – 26	128 5341 0080 00°

° = Size (0 – 3)



RhizoLoc® 0A

**Immobilization and relief of the
carpometacarpal and metacarpophalangeal
joint of the thumb**



Stabilizing plastic brace



Hand symbol for orientation
during donning



Soft self-adhesive wraparound
thumb strap



Practical fastening
with eyelet



Suitable for everyday use

INDICATIONS

- Osteoarthritis (e.g. osteoarthritis of first carpometacarpal joint)
- Arthritis
- Irritation (chronic, acute, post-traumatic, post-operative)
- Chronic (e.g. ligament instability, recurring joint misalignments)
- Acute / post-traumatic (e.g. excessive strain, sprains, contusions)
- Functional conditions (excessive strain, in case of recurring joint misalignments etc.)
- Post-operative (e.g. after arthroplasty)

BENEFITS AND MODES OF ACTION

- Immobilization and relief of the carpometacarpal and metacarpophalangeal joint of the thumb
- Excellent stabilization of the thumb using two-component plastic brace
- Secure position thanks to self-adhesive, soft thumb brace
- Can also be worn in water (let draw afterwards and put on again), Tip: take off the wraparound thumb strap when doing so
- High degree of wearing comfort, thanks to rounded edges and perforation
- Individual fitting with adjustable straps
- Easy to put on with just one hand thanks to practical fastening with eyelet

THE ADVANTAGES OF BAUERFEIND

- + Easy to handle
- + Gentle on the skin and breathable
- + Tool-free fitting
- + Digital measurement

ORDERING OPTIONS

Colors: titan

Versions: right, left

Spare parts / additional features:
see page 129 and price list

SIZE	1	2	ORDER NO.
Wrist circumference (cm)	14 – 17	16 – 20	120 5333 1080 +0°

+ = Version (6) right, (7) left
° = Size (1 – 2)

Note:

For intermediate sizes and small hands, select size 1.



RhizoLoc®

Stabilization of the metacarpophalangeal and carpometacarpal joints of the thumb



Velcro fastening with retraction stopping device



Velcro tab for mobilization



Aluminum frame

INDICATIONS

- Post-operative and post-traumatic irritation
- Collateral ligament injuries, e.g. skier's thumb
- Osteoarthritis of the carpometacarpal joint of the thumb (mild)
- Sprains / contusions

BENEFITS AND MODES OF ACTION

- Stabilization of the metacarpophalangeal and carpometacarpal joints of the thumb
- Excellent stabilization of the metacarpophalangeal joint of the thumb thanks to aluminum frame
- Restrictable release of movement at the metacarpophalangeal joint of the thumb (dynamization) thanks to Velcro tab
- Practical Velcro fastenings and retraction stopping devices on the straps make it easy for the patient to put on the orthosis using only one hand
- High degree of wearing comfort based on breathable materials with air holes
- Freedom of movement retained in the wrist thanks to the slim strap and small deflection ring

THE ADVANTAGES OF BAUERFEIND

- + Easy to handle
- + Gentle on the skin and breathable
- + Comfort zone
- + Tool-free fitting

ORDERING OPTIONS

Colors: titan
Versions: right, left

STUDIES^A HAVE SHOWN

- **Pain reduction by immobilizing the carpometacarpal joint of the thumb** (up to MCP joint I) in cases of polyosteoarthritis in the fingers

APPLICATION INSTRUCTIONS

- Individually adaptable aluminum frame

SIZE	1	2	ORDER NO.
Wrist circumference (cm)	12.5 – 16	16 – 20	120 5330 1080 +0°
Thumb circumference (cm)	5 – 7	6.5 – 9	

+ = Version (6) right, (7) left
° = Size (1 – 2)

^A Wanivenhaus A., Die Behandlung der Fingerpolyarthrosen; Rheumatologie und Orthopädie, 1, 10–12, 2013

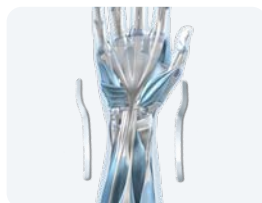


ManuLoc® Rhizo

Immobilization of the wrist,
with thumb brace



Metacarpal stay and
stays on the sides



Individually adjustable thumb
immobilizer



Edges finished using
ultrasonic welding



Velcro fastening with
retraction stopping device

INDICATIONS

- Acute, post-traumatic and post-operative irritation in the wrist and thumb ray
- Pre-operative care
- Tenosynovitis at the radial side (moderate)
- Osteoarthritis of the carpometacarpal joint of the thumb (severe)
- Carpal tunnel syndrome (mild)
- Sprains / contusions
- Ligament injuries in the finger / hand area

BENEFITS AND MODES OF ACTION

- The orthosis prevents incorrect movements of the proximal and distal parts of the wrist as well as of the metacarpophalangeal and carpometacarpal joints of the thumb
- Immobilization of the wrist thanks to shapeable aluminum stays
- Stabilization of the wrist in a functional position thanks to anatomically shaped metacarpal stay
- Practical Velcro fastenings and retraction stopping devices on the straps make it easy for the patient to put on the orthosis using only one hand
- Edges finished using ultrasonic welding for increased durability and an improved look

THE ADVANTAGES OF BAUERFEIND

- + Easy to handle
- + Gentle on the skin and breathable
- + Comfort zone
- + Tool-free fitting
- + Multi-stage treatment
- + Digital measurement

ORDERING OPTIONS

Colors: titan

Versions: right, left

Spare parts / additional features:
see page 128 and price list

APPLICATION INSTRUCTIONS

- The metacarpal stay with ventilation slots, the stays at the sides and the frame made of aluminum are individually shapeable
- Over the course of the treatment, the thumb can be increasingly allowed movement and the thumb brace can eventually be removed completely

SIZE	0	1	2	3	ORDER NO.
Wrist circumference (cm)	12 – 15	14 – 18	17 – 21	20 – 26	120 5345 0080 +0°


+ = Version (6) right, (7) left
° = Size (0–3)

experts.bauerfeind.com/manuloc-rhizo

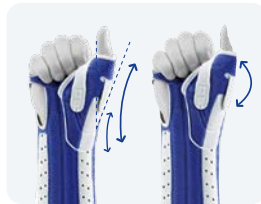


ManuLoc® Rhizo long

Immobilization of the wrist and parts of the forearm, with thumb brace



Metacarpal stay and stays on the sides



Individually adjustable thumb immobilizer



Aluminum frame



Edges finished using ultrasonic welding



Velcro fastening with retraction stopping device

INDICATIONS

- Post-traumatic or post-operative irritation, e.g. following treatment with a plaster cast in the case of scaphoid fractures
- Pre-operative care
- Tenosynovitis at the radial side (moderate)
- Osteoarthritis of the carpometacarpal joint of the thumb (severe)
- Sprains / contusions
- Carpal tunnel syndrome (moderate)
- Collateral ligament injuries, e.g. skier's thumb

BENEFITS AND MODES OF ACTION

- The orthosis prevents incorrect movements of the proximal and distal parts of the wrist as well as of the metacarpophalangeal and carpometacarpal joints of the thumb
- Limitation of rotational movements in the wrist thanks to the orthosis' longer lever
- Immobilization of the wrist thanks to shapeable aluminum stays
- Stabilization of the wrist in a functional position thanks to anatomically shaped metacarpal stay
- Practical Velcro fastenings and retraction stopping devices on the straps make it easy for the patient to put on the orthosis using only one hand
- Edges finished using ultrasonic welding for increased durability and an improved look; sensitive skin in the elbow area is softly cushioned / enclosed

THE ADVANTAGES OF BAUERFEIND

- + Easy to handle
- + Gentle on the skin and breathable
- + Comfort zone
- + Tool-free fitting
- + Multi-stage treatment
- + Digital measurement

ORDERING OPTIONS

Colors: titan

Versions: right, left

Spare parts / additional features: see page 128 and price list

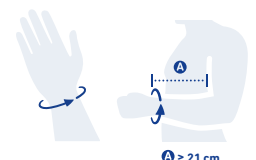
APPLICATION INSTRUCTIONS

- The metacarpal stay with ventilation slots, the stays at the sides and the frame made of aluminum are individually shapeable
- Over the course of the treatment, the thumb can be increasingly allowed movement and the thumb brace can eventually be removed completely

SIZE	0	1	2	3	ORDER NO.
Wrist circumference (cm)	12–15	14–18	17–21	20–26	120 5345 0082 +0°

+ = Version (6) right, (7) left
° = Size (0–3)


experts.bauerfeind.com/manuloc-rhizo-long



A ≥ 21 cm

ManuLoc® Rhizo long Plus

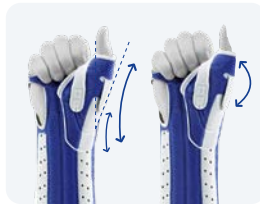
Immobilization of the entire hand
and parts of the forearm



Metacarpal stay and stays on the sides



Shapeable finger support



Individually adjustable thumb immobilizer



Edges finished using ultrasonic welding



Velcro fastening with retraction stopping device

INDICATIONS

- Post-traumatic care (multiple, complex injuries in the hand / finger area)
- Pre-operative and post-operative, e.g. Dupuytren's contracture, metacarpal fractures
- Fractures / injuries in the carpal area of the wrist, e.g. following surgical treatment
- Injuries of the carpometacarpal joint of the thumb and metacarpophalangeal joint
- Complex ligament injuries in the finger / hand area due to trauma
- Paralysis
- Tenosynovitis (severe)
- Sprains / contusions

BENEFITS AND MODES OF ACTION

- Stabilizes the wrist, forearm and fingers including the thumb
- Adjustable positions to reduce pain and prevent damage due to immobilization
- Immobilization of the wrist thanks to shapeable aluminum stays
- Practical Velcro fastenings and retraction stopping devices on the straps make it easy for the patient to put on the orthosis using only one hand
- Edges finished using ultrasonic welding for increased durability and an improved look; sensitive skin in the elbow area is softly cushioned / enclosed

APPLICATION INSTRUCTIONS

- The finger support is supplied in a neutral position and can be fixed in the Intrinsic Plus position quickly and without the need for tools
- The metacarpal stay with ventilation slots, the stays at the sides and the frame made of aluminum are individually shapeable
- The removable finger support and thumb brace aid physiotherapy and mobilization during the healing process

THE ADVANTAGES OF BAUERFEIND

- + Easy to handle
- + Gentle on the skin and breathable
- + Comfort zone
- + Tool-free fitting
- + Multi-stage treatment
- + Digital measurement

ORDERING OPTIONS

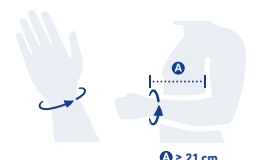
Colors: titan

Versions: right, left

Spare parts / additional features: see page 128 and price list

SIZE	0	1	2	3	ORDER NO.
Wrist circumference (cm)	12–15	14–18	17–21	20–26	128 5347 0080 +0°

+ = Version (6) right, (7) left
° = Size (0–3)



EpiTrain®

Relief and stabilization of the elbow joint



Epicon+ Pads



Epicon+ Pads on the product

Comfortable zone at the crook of
the elbow

Long upper arm knit



Train knit fabric

INDICATIONS

- Post-traumatic or post-operative irritation, e.g. epicondylitis
- Osteoarthritis / arthritis (joint wear / joint inflammation)
- Tendinopathy (degenerative tendon condition)
- Tendomyopathy (muscle-tendon condition)
- Prevention / recurrence prevention

BENEFITS AND MODES OF ACTION

- The therapeutic compression of the specially textured surface of the high-low knitted fabric combined with the Epicon+ Pads provides noticeable relief and targeted pain reduction
- The viscoelastic Epicon+ Pads with epicondyle cut-outs redistribute the support's compression away from the epicondyles to the surrounding soft tissue and allow for a secure positioning of the support
- The soft and particularly breathable comfort zone in the elbow of the anatomically designed train knit allows for a high degree of wearing comfort
- The Epicon+ Pads relieve the epicondyles and the massage nubs with a firmer material component exert a soothing intermittent compression massage on the muscle and tendon attachment sites during movement

THE ADVANTAGES OF BAUERFEIND

- + Easy to handle
- + Gentle on the skin and breathable
- + Train knit fabric
- + Comfort zone
- + Digital measurement
- + Training app

ORDERING OPTIONS

Colors: beige, black, titan

Versions: identical versions for right and left

Optional: custom-made solutions in beige and titan, siliconized edge, Velcro fastening

Spare parts / additional features: see page 128 and price list

SIZE	0	1	2	3	4	5	6	ORDER NO.
Largest forearm circumference (cm)	21–23	23–25	25–27	27–29	29–31	31–33	33–35	110 6160 40°0 00°

* = Color (1) beige, (7) black, (8) titan
° = Size (0–6)

Custom-made solution: Please find the exact measuring points on our order pad for custom-made products or the order sheet for custom-made products on page 140.



EpiPoint®

Targeted relief of the tendon insertions at the elbow



Red warning section indicates excessive pressure



Five-point pad

INDICATIONS

- Lateral epicondylitis (inflammation of the muscle origin, tennis elbow)
- Medial epicondylitis (inflammation of the muscle origin, golfer's and thrower's elbow)
- Prevention / recurrence prevention

BENEFITS AND MODES OF ACTION

- Targeted relief for areas subjected to excessive strain thanks to regulated compression on the forearm
- The viscoelastic five-point pad stimulates trigger points and enables highly targeted compression
- An elastic adjustable band allows individual continuous pressure adjustment
- The adjustable band's red warning section indicates excessive pressure

THE ADVANTAGES OF BAUERFEIND

- + Easy to handle
- + Gentle on the skin and breathable
- + Digital measurement
- + Training app

ORDERING OPTIONS

Colors: black, titan

Versions: identical versions for right and left

SCOPE OF DELIVERY

Also in a container (x12)

STUDIES^A HAVE SHOWN

- **Up to 23% less pain**
(in patients with positive extensor grip test)

SIZE	UNIVERSAL	ORDER NO.
Forearm circumference (cm)	22.5–33	120 6350 10*0 000

* = Color (7) black, (8) titan


^A Doctoral thesis: Struijs et al.; Frederik Hendrikplantsoen 74-2; NL-1052 XW Amsterdam

experts.bauerfeind.com/epipoint



OmoTrain®

Relief and stabilization of the shoulder joint



Removable Delta pad

INDICATIONS

- Chronic, post-traumatic or post-operative irritation
- Prevention / recurrence prevention
- Osteoarthritis (joint wear)

BENEFITS AND MODES OF ACTION

- The compressive knitted fabric and the tensile force exerted by the strap system help center the glenohumeral joint
- The viscoelastic Delta pad with frictional nubs massages the shoulder's soft tissue during movement; joint perception is improved, the absorption of edemas and effusions is accelerated and pain is reduced
- The strap system leaves the chest area free
- The Delta pad can be optionally inserted with Velcro tabs and positioned as required

THE ADVANTAGES OF BAUERFEIND

- + Gentle on the skin and breathable
- + Train knit fabric
- + Digital measurement
- + Training app

ORDERING OPTIONS

Colors: titan

Versions: identical versions for right and left

Spare parts / additional features: see page 129 and price list


SIZE	0	1	2	3	4	5	6	ORDER NO.
Circumference (cm)	20–22	22–24	24–26	26–29	29–32	32–36	36–40	110 7170 2080 00°

° = Size (0–6)



OmoTrain® S

Relief and stabilization of the shoulder joint



Removable Delta pad

INDICATIONS

- Chronic, post-traumatic or post-operative irritation
- Prevention / recurrence prevention
- Osteoarthritis (joint wear)

BENEFITS AND MODES OF ACTION

- The compressive knitted fabric and the tensile force exerted by the strap system improve the coadaptation of the humeral head to the glenoid cavity
- The viscoelastic Delta pad with frictional nubs massages the shoulder's soft tissue during movement; this relieves pain, improves joint perception and activates the joint-stabilizing muscles
- The Delta pad can be optionally inserted with Velcro tabs and positioned as required
- The direct strap system makes it quick and easy to put on the support

THE ADVANTAGES OF BAUERFEIND

- + Easy to handle
- + Gentle on the skin and breathable
- + Train knit fabric
- + Digital measurement
- + Training app

ORDERING OPTIONS

Colors: titan

Versions: right, left

SIZE	0	1	2	3	4	5	6	ORDER NO.
Circumference (cm)	20–22	22–24	24–26	26–29	29–32	32–36	36–40	110 7171 0080 +0°

+ = Version (6) right, (7) left
° = Size (0–6)



OmoLoc®

Immobilization of the shoulder



Soft, padded tabs




Fastening with finger pocket



Wide hand / arm loops provide extensive support for the arm



Optional: Shoulder strap



INDICATIONS

- Immobilization, e.g. after shoulder surgery
- Post-operative, post-traumatic, pre-operative care
- Dislocated shoulder

BENEFITS AND MODES OF ACTION

- Immobilization of the shoulder joint in a 0° abduction position (rotated inward), e.g. to maintain the surgical outcome
- The forearm is fixed at the required flexion angle of 90–100°, which can relieve pain
- Three arm loops that can be positioned individually provide a secure and perfect fit
- Secure adjustment according to different situations using the abdominal fastening with tensioning strap system
- More hygienic thanks to the design of the orthosis
- No shoulder strap required; this avoids incorrect posture and the related tension that occurs in the healthy shoulder; the shoulder strap is still available as a spare part

THE ADVANTAGES OF BAUERFEIND

- + Easy to handle
- + Gentle on the skin and breathable
- + Digital measurement

ORDERING OPTIONS

Colors: titan

Versions: right, left

Optional: Shoulder strap

Spare parts / additional features: see page 129 and price list

APPLICATION INSTRUCTIONS

- Fixation of the forearm in the medically correct position for treatment – 90–100°

SIZE	1	2	ORDER NO.
Trunk circumference (cm)	up to 100	100–130	120 7360 1120 +0°

+ = Version (6) right, (7) left
° = Size (1–2)

experts.bauerfeind.com/omoloc







ABOUT THE PRODUCT

SPARE PARTS, ACCESSORIES AND ADDITIONAL FEATURES

Spare parts are available within 3 to 4 working days.

TREATMENT AREA: FOOT AND ANKLE

AchilloTrain®

NEW

DESCRIPTION	ITEM NO.
01 Heel cushion (for support sizes 1–2)	11911080000001
02 Heel cushion (for support sizes 3–6)	11911080000002


+ = Version (6) right, (7) left



01 | 02

AirLoc®

DESCRIPTION	ITEM NO.
01 Inflation bulb for previous product version	12946840070000



01

MalleoLoc® L

DESCRIPTION	SIZE	ITEM NO.
01 Strap set	universal	12913281000+00
02 Cushion	universal	12913291000+00
03 Pad		12913321000000

+ = Version (6) right, (7) left



01



02



03

MalleoLoc® L3

DESCRIPTION	SIZE	ITEM NO.
01 Strap set	universal	12913281000+00

+ = Version (6) right, (7) left



01

MalleoLoc®

DESCRIPTION	SIZE°	ITEM NO.
01 Strap, proximal	universal	12913183123+00
02 Strap, distal	universal	12913183124000
03 Buckle		12913093120000
04 Strap set without buckle cushion	universal	12913023080+00
05 Strap set with buckle cushion	1–2	12913023080+0°
06 Orthometer / goniometer		12146740030000

+ = Version (6) right, (7) left



01



02



03



04



05



06

ValguLoc®

DESCRIPTION	SIZE°	ITEM NO.
01 Strap set	1–3	12913220000+0°

+ = Version (6) right, (7) left



01

ValguLoc® II

DESCRIPTION	SIZE	ITEM NO.
01 Strap set	universal	12913220000000



01

Donning aid

DESCRIPTION	ITEM NO.
01 Donning aid for supports	14002220050000



01

Xtern summit / frontier

DESCRIPTION	SIZE	ITEM NO.
01 Shoe attachment clip (set of 5)		1291359100000^
02 Xtern frontier cushioning and fastener		12913531000000
03 Xtern summit cushioning and straps		1291352100000^
04 Heel stopper		12913571000000
05 Extension stopper (for Xtern frontier, size S)	30 mm	12913541000001
06 Extension stopper (for Xtern frontier, sizes S – L and Xtern summit, size S)	40 mm	12913541000002
07 Extension stopper (for Xtern frontier, sizes M – L and Xtern summit, sizes M – L)	45 mm	12913541000003
08 Ankle stabilization strap		12913581000000

^ = (1) for size S, (2) for size M – L




01



02



03



04



05 | 06 | 07



08

TREATMENT AREA:
KNEE, THIGH AND HIP

GenuTrain®

DESCRIPTION	COLOR	ITEM NO.
01 Silicone dotted band (5 cm wide, 1 m long)	titan	11941230000000



01

GenuTrain® S

DESCRIPTION	SIZE	ITEM NO.
01 Strap set (for support sizes 1 – 2)	1	129413230*0001
02 Strap set (for support sizes 3 – 4)	2	129413230*0002
03 Strap set (for support sizes 5 – 7)	3	129413230*0003
04 Joint stays	universal	129413130*0+00

* = Color (1) beige, (7) black, (8) titan
+ = Version (6) right, (7) left



01 | 02 | 03



04

SofTec® Genu

DESCRIPTION	SIZE	ITEM NO.
01 Joint splints, lateral	universal	12946021060+00
02 Joint splints, medial	universal	12946031060+00
03 Joint protection (sports protection)		12946011070000
04 Limitation set (5 covering caps, 10 lock pins)		12946070000000

+ = Version (6) right, (7) left



01|02

03

04


SecuTec® Genu

FOR FRONTAL AND DORSAL

DESCRIPTION	SIZE°	ITEM NO.
01 Limitation blocks (2× frames + 2× E0)		12946161060000
02 Joint pouch		12946511070000
03 Joint cover with quarter turn fastening (×1)		12946451000000
04 Quick-fit fastener set (×4)		12946541000000
05 Strap cushion, siliconized (×2)		12946980000000^
06 Frame proximal	1–7	12946501**3+0°

**= Color (05) blue, (23) green

^ = (1) for sizes 1–2, (3) for sizes 3–4, (5) for sizes 5–6, (7) for size 7



01

02

03

04

05

06

FOR FRONTAL OR DORSAL

DESCRIPTION	SIZE°	ITEM NO.
01 Strap set, version frontal	1–7	1294611207000°
02 Strap set, version dorsal	1–7	1294675107000°
03 Frame cushion set, version frontal	1–7	12946131070+0°
04 Frame cushion set, version dorsal	1–7	12946491070+0°
05 Strap cushion set, version frontal		1294617107000°
06 Strap cushion set, version dorsal	1–7	1294676107000°
07 Tibial edge cushion (only for version frontal)		12946520070000
08 Frame distal, version frontal	1–7	12946501**4+0°
09 Frame distal, version dorsal	1–7	12946481054+0°

**= Color (05) blue, (23) green

+ = Version (6) right, (7) left

° = (1) for sizes 1–2, (2) for sizes 3–4, (3) for sizes 5–6, (4) for size 7



01|02

03 frontal

04 dorsal

05|06

07

08 frontal

09 dorsal

SecuTec® Genu Flex

NEW

DESCRIPTION	SIZE°	ITEM NO.
01 Flex-Links set (10 units)		12946851050000
02 Pad set for Flex-Modules	0–6	1294686107000°
03 Strap set	1–5	1294687107000°
04 Strap pads set	1–5	1294688107000°
05 Set of side pads		12946891070000
06 Limitation blocks (2× frames + 2× E0)		12946161060000
07 Joint cover with quarter turn fastening (x1)		12946451000000

° = Size (1–5), (0) if size 1 is too big, (6) if size 5 is too small



01

02

03

04

05

06

07

GenuTrain® OA

DESCRIPTION	ITEM NO.
01 Limitation set for sizes 1 and 2	12941660070001
02 Limitation set for sizes 3 and 4	12941660070003
03 Limitation set for size 5	12941660070005



01|02|03

SecuTec® OA

DESCRIPTION	SIZE°	ITEM NO.
01 Strap set	1–7	1294693000000°
02 Frame cushion set (incl. gel cushion)	1–7	12946940000+0°
03 Strap cushion set	1–7	1294695000000°
04 Strap cushion, siliconized (×2)		1294698000000^
05 Frame, distal (blue)	1–7	12946960050+0°
06 OA joint pouch		12946970000000
07 Quick-fit fastener set (×4)		12946541000000
08 Limitation blocks (2× frames + 2× E0)		12946161060000
09 Allen key 3 mm		19000070010102
10 Joint cover with quarter turn fastening (×1)		12946451000000

+ = Version (6) right, (7) left

^ = (1) for sizes 1–2, (3) for sizes 3–4, (5) for sizes 5–6, (7) for size 7



MOS-Genu

DESCRIPTION	SIZE°	ITEM NO.
ADDITIONAL PARTS		
01 Popliteal cross-strap (for sizes 1–2)		12146624050001
02 Popliteal cross-strap (for size 3)		12146624050003
03 Popliteal cross-strap (for sizes 4–5)		12146624050004
04 Popliteal pads	1–5	1214661409000°
05 Joint ring	1–5	12146644050+0°
06 Spare parts set (screws)		12146713000000
07 Covering disks (×10)		12146730000000
08 Orthometer / goniometer		12146740030000

SHORT VERSION

09 Frame	1–5	1214664405#+0°
10 Cushion set	1–5	12146654090+0°
11 Strap set	1–5	1214667405000°

LONG VERSION

12 Extension frame	universal	1214669405#+00
13 Strap for proximal extension frame, for sizes 1–3	1–3	1214668405300°
14 Strap for proximal extension frame, for sizes 4–5		12146684053004
15 Strap for distal extension frame, for sizes 1–3		12146684054001
16 Strap for distal extension frame, for sizes 4–5		12146684054004
17 Cushion for extension frame	universal	1214666409#000

+ = Version (6) right, (7) left

= Version (3) proximal, (4) distal



CoxaTrain®

DESCRIPTION	ITEM NO.
01 Covering cap	12925831000000
02 Gluteal pad	12925851000000
03 Trochanter pads / cushions	12925861000000
04 Limitation pins (2×)	12925871000000
05 Hinge with cap, short	12925881001000
06 Hinge with cap, long	12925881002000
07 SI joint pads (2 pcs.)	11984160000000



Note:

when treating both sides, another hinge (1222584100#000), a thigh support, and a gluteal pad are also needed.

SofTec® Coxa

DESCRIPTION	SIZE°	ITEM NO.
01 Bag of small components		12925210000000
02 Thigh support, replacement part	universal	12925210080000
03 Pelvic knitted fabric	1 – 3	1292521008000°
04 Hinge, straight	universal	12225231080000
05 Hinge, offset	universal	12225221080001
06 Limitation set (5 covering caps, 10 lock pins)		12925340000000
07 Hip cup with assembly set	1 – 3	12925350000+0°
08 Allen key 3 mm		19000070010102
09 Expansion set, offset on both sides		12225260080000
10 Expansion set, straight on both sides		12225270080000

+ = Version (6) right, (7) left



NOTE: A complete SofTec Coxa cannot be made from these spare parts

TREATMENT AREA: SPINE AND NECK

Fastening extension

DESCRIPTION	SIZE	ITEM NO.
01 Back product fastening extension, short Can be used for the following product: SofTec Lumbo short	universal	12984880082000
02 Back product fastening extension, long Can be used for the following products: SofTec Lumbo long, SofTec Dorso long + short, SecuTec Dorso, SecuTec Lumbo, LumboLoc Forte, LumboLoc Support, LumboLoc Unload, LumboLoc Immo, LordoLoc	universal	12984881081000



LumboTrain® straight | LumboTrain® waisted

DESCRIPTION	SIZE	ITEM NO.
01 Lumbar pad, incl. cover	universal	11984126000000

NEW



LumboLoc® Forte

DESCRIPTION	SIZE	ITEM NO.
01 Sacral pad	universal	12184040050001
02 Lumbar pad	universal	12184050050001



SacroLoc®

DESCRIPTION	SIZE	ITEM NO.
01 SI joint pads (2 pcs.)	universal	11984160000000



SecuTec® Dorso

DESCRIPTION	SIZE	ITEM NO.
01 CFRP frame, long	universal	12984630082000
02 Velour pouch, long		12984610082000
03 Velcro patches for frame		12984650000000



SecuTec® Lumbo

DESCRIPTION	SIZE	ITEM NO.
01 CFRP frame	universal	1298463008#000
02 Velour pouch		1298461008#000
03 Velcro patches for frame		1298465000#000
04 Abdominal pad (small)	universal	1298531000#000

= Version (1) short, (2) long



SofTec® Lumbo

DESCRIPTION	SIZE°	ITEM NO.
01 Shell, short	1 – 3	1298482003100°
02 Shell, long	1 – 4	1298482003200°
03 CFR rods	universal	1298483007#000
04 Corset stay	universal	1298484008#000
05 Abdominal pad (large)	universal	12984810080000
06 Elastic band		1298485008#000
07 Inner knitted fabric, short	1 – 3	1298486008100°
08 Inner knitted fabric, long	1 – 4	1298486008200°
09 Outer knitted fabric, short	1 – 3	1298487008100°
10 Outer knitted fabric, long	1 – 4	1298487008200°

= Version (1) short, (2) long



SofTec® Dorso

DESCRIPTION	SIZE°	ITEM NO.
01 Reclinator (with pads)	universal	12984981170000
02 Reclinator pad	universal	1298501100#000
03 Set A (cross + assembly kit)		1298493100#000
04 Cross		12984991170000
05 Assembly kit		1298502100#000
06 Set B (2 shoulder straps + 2 pads)	universal	12984940080000
07 Shoulder strap (contents: 2 straps)	universal	12984960080000
08 Shoulder pads (contents: 2 pads)	universal	12984970080000
09 Inner knitted fabric	1 – 4	1298492008000°
10 Outer knitted fabric	1 – 4	1298491008#00°

= Version (1) short, (2) long



LumboLoc® Support

DESCRIPTION	ITEM NO.
01 Abdominal pad (large)	12984810080000

LumboLoc® Unload

DESCRIPTION	SIZE	ITEM NO.
01 Abdominal pad (large)		12984810080000
02 Bridging pad	standard	1298549000#000
	short	12985490001000



01



01



02

LumboLoc® Immo

DESCRIPTION	SIZE	ITEM NO.
01 Abdominal pad (large)		12984810080000
02 Bridging pad	standard	1298549000#000
	short	12985490001000



01




02

Spinova®

DESCRIPTION		VERSION	SIZE°
01	Abdominal fastening, set		
02	Base support with corset stays**		1 – 7
03	Fastening extension		
04	Tensioning straps, set**		1 – 5
05	Side clip, set (×10)		
06	Back setting device, set		
07	Shell system, set**	small	
		large	
08	Shell cover, set**	short	1 – 2
		long	1 – 2
09	Bridging Frame	short	
		long	
10	Bridging pad	standard	
		short	
11	Velcro strips for fastening the frame, set (×10)		
12	Shoulder pads, set		
13	Reclinator (without cover)	S – L	1 – 3
14	Immo screw set		
15	Immo Allen key		
16	Torx key for tensioning system		
17	Abdominal pad	large	
18	Torque wrench		



01



02




03



04




05



06



07



08



09



10



11



12



13



14




15



16



17



18

Stabi Classic	Support Plus Classic	Support Plus	Unload Classic	Unload Plus	Immo Plus Classic	Immo Plus	Immo	Osteo	ITEM NUMBERS
•	•	•	•	•	•	•	•		12985450000000
		•		•		•			1298544000000°
•	•	•	•	•	•	•	•		12985650000000
		•		•		•	•		1298546000000°
		•		•		•	•		12985470000000
		•		•		•	•		12985480000000
					•	•	•		12985540000001
					•	•	•		12985540000002
						•			1298566000100°
	•					•			1298566000200°
	•		•	•					12985520001000
	•		•	•					12985520002000
		•							12985490000000
		•							12985490001000
			•	•	•				12985500000000
								•	12985710000000
	•				•			•	1298570000000°
						•	•		12985560000000
						•	•		12985570000000
		•		•		•	•		12985580000000
		•		•		•			12984810080000
		•		•		•	•		12985600000000

** SIZE ALLOCATION (in cm)	70–80	80–90	90–100	100–110	110–120	120–130	130–140
Product	1	2	3	4	5	6	7
Base support	1	2	3	4	5	6	7
Tensioning straps	1	2	3	4		5	
Shell system (standard height°)		1 (small)			2 (large)		
Shell cover		1 (short / long)			2 (short / long)		

° For patients taller than 170 cm

TREATMENT AREA: HAND, ELBOW AND SHOULDER

ManuTrain®

DESCRIPTION	SIZE	ITEM NO.
01 Strap (for sizes 1 – 2)	1	119515230*0+01
02 Strap (for sizes 3 – 6)	2	119515230*0+02

* = Color (1) beige, (5) titan, (7) black
+ = Version (6) right, (7) left



01 | 02

ManuLoc® long

DESCRIPTION	SIZE	ITEM NO.
01 Spare straps (×4), color: titan	universal	12953430080000



01

ManuLoc® long Plus

DESCRIPTION	SIZE	ITEM NO.
01 Finger support with strap, color: titan	1	1295342008000#
02 Spare straps (×4), color: titan	universal	12953430080000

= Version (1) Size S, (3) Size L



01



02

ManuLoc® Rhizo

DESCRIPTION	SIZE°	ITEM NO.
01 Thumb attachment	0–3	12953460080+0°
02 Spare straps (×4), color: titan	universal	12953430080000

+ = Version (6) right, (7) left



01



02

ManuLoc® Rhizo long

DESCRIPTION	SIZE°	ITEM NO.
01 Thumb attachment	0–3	12953460080+0°
02 Spare straps (×4), color: titan	universal	12953430080000

+ = Version (6) right, (7) left



01



02

ManuLoc® Rhizo long Plus

DESCRIPTION	SIZE	ITEM NO.
01 Thumb attachment	0–3	12953460080+0°
02 Finger support with strap, color: titan	1	1295342008000#
03 Spare straps (×4), color: titan	universal	12953430080000

+ = Version (6) right, (7) left

= Version (1) Size S, (3) Size L



01



02



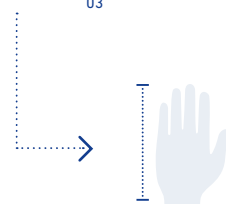
03

EpiTrain®

DESCRIPTION	SIZE°	ITEM NO.
01 Strap, blue	0–6	1196163408000°



01



**Measurements for the
finger supports**

Size S: up to 18 cm
Size L: up to 19.5 cm

RhizoLoc® OA

DESCRIPTION

ITEM NO.

01 Wrap-around thumb strap (2 straps)

12953341000000



01

When non-original Bauerfeind spare parts are used, the warranty ceases to apply to the entire product in which the spare part is used.

OmoTrain®

DESCRIPTION

ITEM NO.

01 Buckle, color: gray

11971720000000



01

OmoLoc®

DESCRIPTION

SIZE

ITEM NO.

01 Shoulder strap

universal

12975060000000



01

TOOLS REQUIRED FOR BAUERFEIND ORTHOSES

KEY

- required
- optional
- included in the delivery

	Allen key			Torx			Scissors	Open-end wrench 16 (MOS key)
	1,5	2,5	3	15	20	40		
CaligaLoc ³							○	
Spinova Stabi Classic / Unload							○	
Spinova Support Plus / Unload Plus						●	○	
Spinova Immo / Immo Plus		●				●	○	○
Spinova Osteo							●	
SofTec Lumbo ³							○	
SofTec Dorso ^{1,2}		●					●	
GenuTrain S Pro ³	●							
SecuTec Genu, partially assembled ¹					●			
SecuTec OA ¹			●					
SecuTec OA, partially assembled ¹			●		●			
MOS Genu ¹				●				●
SofTec Coxa			●				●	
CoxaTrain							○	
OmoLoc							○	
RhizoLoc OA							●	

¹ (optional)
bending hooks



² additional tools required, such as a junior hacksaw or similar for shortening the frame, tool (hammer or similar) to drive in / push in the drive-in nut



³ (optional)
hot-air gun



ADDITIONAL PRODUCTS

THE PERFECT ADDITION FOR EVERYDAY USE



01



01



02



03

01 Donning aid for supports

140 0222 0050 000

The donning aid, which is provided as standard and made from silicone-coated polyamide, saves time and effort when putting on Train supports for the ankle and the ManuTrain wrist support.

02 Mesh bag

10 pieces in a display container: 262 6230 0000 000

Piece: 262 6200 0000 000

Secure protection in the washing machine:

The zip-up bag, which is made from a durable and particularly fine mesh, helps with the sorting of laundry and reliably protects your supports and compression stockings.



04



04



04



04



04

03 Detergent, 180 ml

6 pieces in a display container: 262 4230 0000 000

Piece: 262 4200 0000 000

The detergent is an exceptionally gentle cleaner for compression products. Special active substances care for the delicate knitted fabric in everyday washing cycles, helping products to retain their shape, color, and comfortable feel.

NEW

Now also
suitable for
supports

04 Hygiene set for supports / orthoses

191 0006 0001 020

The best way for your customers to experience the effect of the products is to try them out personally.

To protect your customers and the product during product testing, we ask you to use the liner during fitting.

There is a universal version that allows you to cover all circumference sizes.

Tip: First pull the liner into the product and fold the upper and lower edges outward. Then pull up both at the same time.



Für eine korrekte Versorgung sind unbedingt alle Maßangaben erforderlich.

f' Oberschenkel: Den Umfang mindestens 14 cm oberhalb der Kniemitte (e) messen. Wenn der Umfang bei f' größer als 47 cm ist, dann unbedingt höher messen, mindestens bei $e-f' = 17$ cm.
(zur Info: Länge $e-f'$ Serie = 19 cm)

f Oberschenkelansatz (ca. Mitte zwischen e und f')

e Kniemitte

d dünnste Stelle unterhalb des Knies (ca. 5–6 cm unterhalb e)

c (größter) Wadenumfang


b^* unterer Bandagenabschluss
Länge $e-b^*$ mind. 12 cm (zur Info: Länge $e-b^*$ Serie = 13 cm)

Hinweise:

- Bei leichter Flexion (30°) im Stehen messen.
- Die Längenmaße werden an der Außenseite des Noppenhaftbands.

Der Abstand $e-f'$ sollte nicht kürzer sein.

Kommissar
(z.B. Patienten
Patientenkürzel)



INDIVIDUAL MEASUREMENT

CUSTOM-MADE PRODUCTS



MASSBESTELLUNG
GenuTrain®

141

BAUERFEIND®
BAUERFEIND.COM

E info@bauerfeind.com +49 (0) 800 0 01 05 25
F Deutschland +43 (0) 800 44 30 131
F Österreich +41 (0) 56 485 82 59
F Schweiz

Kostenvoranschlag
☐ Bestellung

Knie
☐ rechts
☐ links

Farbe
☐ titan
☐ beige

Extras
☐ Haftband* (+5cm zur Länge)
☐ Klettverschluss*
☐ oben**

Angaben zum Patienten***
☐ männlich
☐ adipös
☐ weiblich
☐ muskulös

Alter _____ Körpergröße _____

* aufpreispflichtig
** nicht in Kombination mit Haftband möglich; nicht zirkulär
*** optional, bitte bei anatomischen Besonderheiten für eine passgenaue Anfertigung angeben

Für falsche Maßangaben haftet der Besteller. Maßanfertigungen werden nicht zurückgenommen.

GenuTrain P3
GenuTrain S
GenuTrain S Pro

Umfang _____ Länge _____
e-f' _____
e-f _____
n-d _____

HOW TO TAKE CORRECT MEASUREMENTS FOR OPTIMIZED TREATMENT SUCCESS

Medical aids can only be fully effective when they fit properly. This requires, for example, the exact measuring of the relevant body dimensions. That's why we have developed a range of order sheets for custom-made products. They help you to order the required Bauerfeind product quickly and easily in the design needed.

You can download the individual order sheets at any time using the following link: bauerfeind-group.com/en/service/downloads



MEASURING ADVICE

Record all measurements specified on the measurement sheets – we can only ensure that the custom-made solution fits accurately if this data is complete.

Patients with a tendency toward pronounced swellings should be measured in the morning, if possible.

Indicate length markings on the skin using a kajal pencil or another skin-friendly pen to ensure reliable and reproducible circumference measurements.

If products are needed for both sides, please measure each side individually.

Do not apply tension when measuring.

After measuring, check whether all required lengths and circumferences have been recorded.

Knee

Measurements are taken with the patient standing, with a leg position of 30°, if the physical constitution allows.

Measurements should be taken when the leg is uncovered.

If the customer has weak connective tissue, skin flaps, etc., putting on pantyhose can make measuring easier.

Measure the side of the leg from the middle of the kneecap.

Depending on the product, the required minimum circumference dimensions must be noted.

For a thigh circumference of more than 60 cm, we recommend attaching a siliconized edge on the support.

Foot

Measurements are taken with the patient standing, if the physical constitution allows.

The foot length is measured on the outside, from the heel to the MTP joint of the little toe.

ORDER FOR CUSTOM-MADE PRODUCTS

GenuTrain®



Fax +49 (0) 36628 66-16 99

Identifier _____
(e.g. patient name,
abbreviation) _____

☐ **Quotation**

☐ **Order**

	Circumference	Length
	f ¹	e – f ¹
	f	e – f
	e	
	d	e – d
	c	e – c
	b*	e – b*

Knee

☐ Left ☐ Right

Color

☐ Titan ☐ Beige

Extras*

☐ Siliconized edge (add 5 cm to the length)

Velcro fastening

☐ Top**

Patient details***

☐ Male ☐ Female

☐ Obese ☐ Pronounced muscles

Age _____ Height _____

* Subject to additional charges

** Not possible in combination with a siliconized edge; not circular

*** Optional; please specify special anatomical features to ensure an accurate fit of the finished product.

All measurements must be entered to ensure proper treatment.

f¹ Thigh: Measure the circumference at least 14 cm above the middle of the knee (e). If the circumference at point f¹ is more than 47 cm, then the circumference must be measured at a higher point, where e – f¹ is at least 17 cm.
(note: length e – f¹ standard GenuTrain = 19 cm)

f Base of thigh (approx. middle of e and f¹)

e Middle of knee

d Narrowest point below the knee (approx. 5–6 cm below the knee)

c (biggest) Calf circumference

b* lower end
Length e – b* at least 12 cm
(note: length e – b* standard GenuTrain = 13 cm)

Notes:

- Take measurements with a slight flexion (30°).
- The length is measured on the outside of the leg.
The distance between e – f¹ should not be less than the distance between e – b*.
- If the circumference of f¹ exceeds 60 cm, we recommend attaching a silicone top band.



Stamp

Customer no. _____

Signature _____

Date _____

ORDER FOR CUSTOM-MADE PRODUCTS

GenuTrain® P3



Identifier _____
(e.g. patient name)

Fax +49 (0) 36628 66-16 99

☐ **short** (max. body height approx. 170 cm)

	Circumference	Length
	f ¹	e - f ¹ = 18 cm
	f	e - f
	e	
	d	e - d
	c	e - c
	b ^e	e - b ^e = 15 cm

☐ **long** (min. body height approx. 170 cm)

	Circumference	Length
	f ¹	e - f ¹ = 22 cm
	f	e - f
	e	
	d	e - d
	c	e - c
	b ^e	e - b ^e = 17 cm

Please note:

- Take measurements while standing, with a slight flexion (30°).
- The lengths are measured on the outside of the leg.

Please note:

- Min. circumf. f¹ = 39 cm
- Min. circumf. f = 37 cm
- Min. circumf. e = 30 cm
- Min. circumf. b^e = 28 cm

☐ **Quotation** ☐ **Order**

Knee

☐ Left ☐ Right

Color

☐ Titan ☐ Beige

Position of the corrective guide

☐ Standard (lateral) ☐ Alternative option (medial)

Extras*

☐ Siliconized edge (add 5 cm to the length)

Patient details**

☐ Male ☐ Female
☐ Obese ☐ Pronounced muscles

Age: _____ Height: _____ cm

* Subject to additional charges – please consider the additional length when measuring patients

** Optional; please specify special anatomical features to ensure an accurate fit of the finished product.

The purchaser is responsible for ensuring that all size information is correct. Custom-made solutions cannot be returned.

All measurements must be entered to ensure the product fits correctly.

f¹ Thigh / top edge of the support

f Base of thigh (approx. midpoint between e and f¹)

e Middle of knee

d Narrowest point below the knee, approx. 5–6 cm

c (Largest) calf circumference

b^e Bottom edge of the support

Stamp _____

Customer no. _____

Signature _____

Date _____

ORDER FOR CUSTOM-MADE PRODUCTS

GenuTrain® S



Identifier _____
(e.g. patient name,
abbreviation) _____

Fax +49 (0) 36628 66-16 99

	Circumference	Length
	f ¹	short: e - f ¹ = 18 cm long: e - f ¹ = 21 cm
	f	e - f
	e	e - d
	d	
	c	
	b ^e	e - b ^e = 18 cm

☐ Quotation

☐ Order

Knee

☐ Left ☐ Right

☐ Short
(Length of support, thigh [e - f¹] = 18 cm)

☐ Long
(Length of support, thigh [e - f¹] = 21 cm)

Extras*

☐ Siliconized edge (add 5 cm to the length)

Patient details**

☐ Male ☐ Female

☐ Obese ☐ Pronounced muscles

Age _____ Height _____

* Subject to an additional charge – please consider the additional length when measuring patients

** Optional; please specify special anatomical features to ensure an accurate fit of the finished product.

All measurements must be entered to ensure the product fits correctly.

f¹ Thigh
Short version: Measure the circumference 18 cm above the middle of the knee (e).
Long version: Measure the circumference 21 cm above the middle of the knee (e).

f Base of thigh

e Middle of knee

d Narrowest point below the knee

c Calf circumference: Measure the circumference at least 12 cm below the middle of the knee (e).

b^e Measure the calf circumference 18 cm below the middle of the knee (e).

Please note:

- Custom-made solutions are only available in the color titan.
- Take measurements with a slight flexion (30°).
- The length is measured on the outside of the leg.
- Selection of the short/long version depends on the individual measurements of the patient. The long version is recommended for patients from a height of 1.80 m.
- The following minimum circumference measurements are required for supplying the product:
f (14 cm above the knee): at least 38 cm
e (middle of knee): at least 32.5 cm
c (12 cm below the knee): at least 28 cm



Stamp

Customer no. _____

Signature _____

Date _____

ORDER FOR CUSTOM-MADE PRODUCTS

GenuTrain® S Pro



Identifier _____

(e.g. patient name,
abbreviation) _____

Fax +49 (0) 36628 66-16 99

Circumference Length

	f ¹	short: e - f ¹ = 18 cm long: e - f ¹ = 21 cm
	f	e - f
	e	e - d
	d	
	c	e - c
	b ^e	e - b ^e = 18 cm

☐ Quotation☐ Order**Knee**☐ Left☐ Right☐ Short(Length of support, thigh [e - f¹] = 18 cm)☐ long(Length of support, thigh [e - f¹] = 21 cm)**Extras***☐ Siliconized edge (add 5 cm to the length)**Patient details****☐ Male☐ Female☐ Obese☐ Pronounced muscles

Age _____

Height _____

All measurements must be entered to ensure the product fits correctly.

f¹ Thigh

Short version: Measure the circumference 18 cm above the middle of the knee (e).
Long version: Measure the circumference 21 cm above the middle of the knee (e).

f Base of thigh

e Middle of knee

d Narrowest point below the knee

c Calf circumference: Measure the circumference at least 12 cm below the middle of the knee (e).

b^e Measure the calf circumference 18 cm below the middle of the knee (e).

Notes:

- Custom-made solutions are only available in the color titan.
- Take measurements with a slight flexion (30°).
- The length is measured on the outside of the leg.
- Selection of the short/long version depends on the individual measurements of the patient. The long version is recommended for patients from a height of 1.80 m.
- The following minimum circumference measurements are required for supplying the product:
f (14 cm above the knee): at least 38 cm
e (middle of knee): at least 32.5 cm
c (12 cm below the knee): at least 28 cm

* Subject to an additional charge – please consider the additional length when measuring patients

** Optional; please specify special anatomical features to ensure an accurate fit of the finished product.

The purchaser is responsible for ensuring that all size information is correct. Custom-made solutions cannot be returned.



Stamp

Customer no. _____

Signature _____

Date _____

ORDER FOR CUSTOM-MADE PRODUCTS

MalleoTrain®



Fax +49 (0) 36628 66-16 99

Identifier _____
(e.g. patient name,
abbreviation) _____

☐ **Quotation**

☐ **Order**

Foot

☐ Left ☐ Right

Color

☐ Titan ☐ Beige

Extras*

☐ Velcro fastening

Patient details**

☐ Male ☐ Female

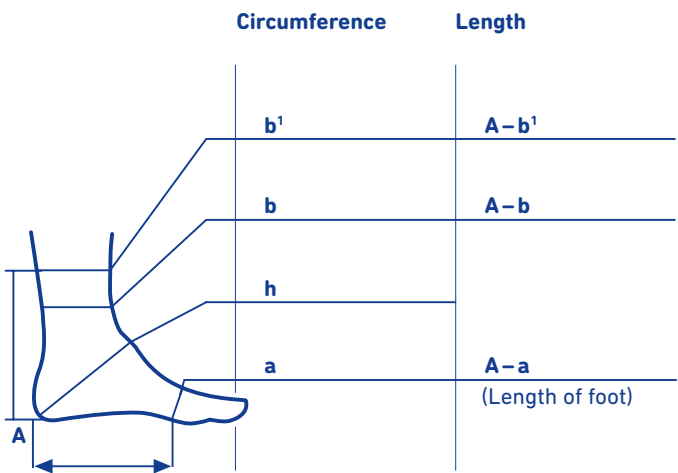
☐ Obese ☐ Pronounced muscles

Age _____ Height _____

* Subject to additional charges

** Optional; please specify special anatomical features to ensure an accurate fit of the finished product.

The purchaser is responsible for ensuring that all size information is correct. Custom-made solutions cannot be returned.



All measurements must be entered to ensure proper treatment.

- b' Base of calf: measure the circumference at least 16 cm above the heel (A).
- b Smallest circumference above the ankle bone
- h Instep (circular measurement of the instep over the heel)
- a Circumference behind the MTP joint of the little toe
- A Heel
- A-a Foot length without toes (measured on the outside of the foot min. 14 cm)



Stamp

Customer no. _____

Signature _____

Date _____

ORDER FOR CUSTOM-MADE PRODUCTS

EpiTrain®



Fax +49 (0) 36628 66-16 99

Identifier

(e.g. patient name,
abbreviation)

☐ Quotation

☐ Order

	Circumference	Length
	f ¹	e - f ¹
	f	e - f
	e	
	d	e - d
	c	e - c

Arm

☐ Left

☐ Right

Color

☐ Titan

☐ Beige

Extras*

☐ Siliconized edge (add 3 cm to the length)

Velcro fastening

☐ Top**

☐ Bottom

Patient details***

☐ Male

☐ Female

☐ Obese

☐ Pronounced muscles

Age _____

Height _____

* Subject to additional charges

** Not possible in combination with a siliconized edge; not circular

*** Optional; please specify special anatomical features to ensure an accurate fit of the finished product

All measurements must be entered to ensure proper treatment.

f¹ Upper arm: Measure the circumference at least 10 cm above the crease of the elbow (e).

f Base of the upper arm

e Crease of the elbow

d Middle of the forearm muscle

c Base of muscle: Measure the circumference at least 12 cm below the crease of the elbow (e).

Notes:

- Take measurements with a slight flexion (30°).
- The length is measured on the inside of the arm. The starting point to determine the length measurements is the crease of the elbow (e).

The purchaser is responsible for ensuring that all size information is correct. Custom-made solutions cannot be returned.

Stamp

Customer no. _____

Signature _____

Date _____

For additional details about indications, contraindications, and handling of the required product, please consult the relevant instructions for use.

DATA PROTECTION INFORMATION:

The patient data collected by you and possibly transmitted to us as part of the order is recorded by us to process the order and is stored in accordance with legal stipulations. Please notify the relevant patients about this and, if necessary, obtain any consent before sending us the order. In cases of non-compliance, fines and other enforcement measures may be imposed. For further information, please visit bauerfeind.de/ds.

DISCLAIMER:

All information in this brochure is up to date at the time of printing. This brochure – depending on its version – gives an initial insight into this area of expertise, and suggests selected medical diagnosis and treatment options. Even though the details are scientifically substantiated, we do not claim that all information is complete or that all schools of thought are represented. All contents in this brochure or its online version, including extracts, in particular those about diagnostics and treatment options (texts, images, graphs, etc.), are understood as non-binding support for the treatment that must be chosen by a physician or specialist. This brochure is no substitute for the necessary personal medical history and its overall assessment by a physician/a professionally trained specialist, considering ongoing treatment, if applicable.

The contents in this brochure are exclusively designed for medical specialist staff, not for anyone unrelated to the subject, in particular not for patients.

If in doubt, please seek additional advice from a specialist. We are also happy to help.

BAUERFEIND AG TERMS AND CONDITIONS OF SALE AND DELIVERY (GTC)

Prices

The prices quoted are net prices in euros ex works and do not include statutory VAT.

Shipping

Shipping is at the buyer's cost and risk even if the buyer does not bear the transportation cost. Disruptions of operations affecting us or any of our suppliers, lack of suitable personnel, strike, lockout, and force majeure are causes for extending delivery and relieve us of any delivery obligation for the time of the obstruction.

Shipping costs

We calculate our shipping charges as a flat rate of EUR 7.00 for a net total order value of up to EUR 50.00, and EUR 4.00 for a net total order value of up to EUR 200.00. No shipping costs applied, when the order contains custom-made goods. Special shipping requirements will be charged at cost.

Returns

Returns outside the warranty terms are only accepted after prior advice and approval from us, provided the original delivery documents are submitted; it is supposed that the returned goods are in good order. We reserve the right of rejecting the acceptance of any returned consignment. Except where covered by warranty, we charge for processing returns. For returns within one month of the date of delivery, this charge is EUR 10.00 for each return consignment. For goods returned one month or more after the date of delivery, a handling fee of 20 percent of the net order value, or a maximum of EUR 25.00 per product and unit, is charged; for returns six to twelve months after delivery date, the fee is 40 percent of the net order value, or a maximum fee of EUR 50.00 for each product and unit.

Goods returned outside the warranty or 12 months or more after the date of delivery will not be accepted back. Custom made goods are non-returnable.

Payments

If not otherwise agreed individually in advance and in writing, Payments are due immediately following delivery. We offer a 4 percent discount for payments made by direct debit and a 3 percent discount for payments made within 10 days of the invoice date. Otherwise, the period allowed for payment is 30 days net. The buyer shall be considered in default once 30 days have passed since the invoice date. From this point on, any further deliveries will only be made against advance payment. From the time at which payment is delayed, we will charge default interest of eight percent above the applicable base interest rate. Payments by check, bank draft, etc. are deemed to have been made when the amount has finally been credited to our account.

Retention of title

We retain the title to all goods delivered until the buyer has paid all amounts outstanding under our business relations with him. The retention of title shall also apply proportionately to goods which have been processed or otherwise modified. If the goods are sold, all third-party claims are deemed to have been assigned to us without provision up to the total amount owing to us.

Notwithstanding the assignment, the buyer is entitled to the collection of these amounts. Our right to collect the amounts is not affected by the preceding provision; however, we undertake to refrain from collection unless the buyer defaults on payment. If the buyer defaults on payment we can demand that the buyer discloses the assigned claims and the names of the debtors, provides all information required for collection of the debt, delivers all required documents and informs the debtors (third

party) of the assignment. The buyer shall not be entitled to sell, pledge or assign the goods as security. Pledges, confiscation, or any other dispositions taken by a third party shall be promptly communicated to us by the buyer, and all information and documents necessary for us to defend our rights shall be provided. We undertake to release, on the buyer's demand, any security which exceeds a secured claim that has not been satisfied by more than 20 percent.

Complaints

Warranty claims in respect of obvious defects shall be void if we do not receive immediate written notification of these claims in accordance with Section 377 of the German Commercial Code (HGB). Warranty claims shall also lapse one year after the delivery of the purchased goods. If the product is defective, we shall make a replacement delivery or repair it at our discretion. For reasons of hygiene, repairs will only be performed on products that have been washed or are completely hygienic. Upon receipt of unwashed goods, we reserve the right to claim a suitable sum for additional work. The customer may not demand a price reduction or withdraw from the contract provided that we fulfil our duties of subsequent performance, particularly with regard to the repair of defects or the delivery of goods without defect, unless our attempts at subsequent performance have failed. Defects which are caused by normal wear and tear, overuse, misuse, neglect of care, or noncompliance with the instructions for use are not covered by warranty.

Liability

Liability for damages is excluded unless there has been grossly negligent or willful conduct on our part or on the part of our representatives or agents. This limitation of liability shall not apply to damage due to injury to life, body or health, or the violation of a material contractual duty.

Place of jurisdiction

The place of performance for the delivery is our company headquarters. The place of jurisdiction for all disputes arising from the business relation is Gera, Germany.

Severability clause

The event that any individual provision of these terms and conditions of sale and delivery is or becomes invalid, will not affect the validity of the remaining provisions. The invalid provision shall be replaced with a valid provision which reflects the original economic intention of the parties as closely as possible.

Data protection clause / recording of conversations

For quality- and other purposes, we record calls, faxes, e-mails and letters between the buyer and our employees. All recordings serve legal provisions, which have to be met with medical products ordered. Recordings will be deleted automatically in line with legal provisions. Non of the recorded data will be disclosed to third parties, if not required by decision of court or on request of local tax or healthcare authorities. The buyer hereby consents to recordings such.

Please see www.bauerfeind.de/ds for further information on the latest version of Bauerfeind AG's General Data Protection Policy.

A BETTER QUALITY OF LIFE FOR YOUR CUSTOMERS!

BAUERFEIND AG

Triebeser Straße 16
07937 Zeulenroda-Triebes
Germany

P +49 (0) 36628 66-1000

F +49 (0) 36628 66-1999

E info@bauerfeind.com

AUSTRIA

Bauerfeind Ges.m.b.H.
Hainburger Straße 33
1030 Wien

P +43 (0) 800 4430-130

F +43 (0) 800 4430-131

E info@bauerfeind.at

BENELUX

Bauerfeind Benelux B.V.
Waarderveldweg 1
2031 BK Haarlem

THE NETHERLANDS

P +31 (0) 23 531-9427

F +31 (0) 23 532-1970

E info@bauerfeind.nl

BELGIUM

P +32 (0) 2 527-4060

F +32 (0) 2 792-5345

E info@bauerfeind.be

BOSNIA AND HERZEGOVINA

Bauerfeind d.o.o.
Meše Selmovića 19
71000 Sarajevo

P +387 (0) 33 710-100

F +387 (0) 33 619-422

E info@bauerfeind.ba

CROATIA

Bauerfeind d.o.o.
Goleška 20
10020 Zagreb

P +385 (0) 1 6542-855

F +385 (0) 1 6542-860

E info@bauerfeind.hr

FRANCE

Bauerfeind France S.A.R.L.
13 rue de la Perdrix
93290 Tremblay-en-France

P +33 (0) 1 4863-2896

F +33 (0) 1 4863-2963

E info@bauerfeind.fr

ITALY

Bauerfeind Italia SRL
Via Cornaggia, 58
20092 Cinisello Balsamo MI

P +39 02 8977 6310

F +39 02 8977 5900

E info@bauerfeind.it

NORDIC

Bauerfeind Nordic AB
Kungsholmstorg 8
11221 Stockholm

P +46 (0) 774 100 020

E info@bauerfeind.se

REPUBLIC OF NORTH MACEDONIA

Bauerfeind Dooel Skopje
50 Divizija 24 a
1000 Skopje

P +389 (0) 2 3179-002

F +389 (0) 2 3179-004

E info@bauerfeind.mk

SERBIA

Bauerfeind d.o.o.
102 Omladinskih brigada
11070 Novi Beograd

P +381 (0) 11 2287-050

F +381 (0) 11 2287-052

E info@bauerfeind.rs

SINGAPORE

Bauerfeind Singapore Pte Ltd.
Blk 41 Cambridge Road #01-21
Singapore 210041

P +65 6396-3497

F +65 6295-5062

E info@bauerfeind.com.sg

SLOVENIA

Bauerfeind d.o.o.
Dolenjska cesta 242 b
1000 Ljubljana

P +386 (0) 1 4272-941

F +386 (0) 1 4272-951

E info@bauerfeind.si

SPAIN

Bauerfeind Ibérica, S.A.
Calle Albacete, 23, Entresuelo C
46007 Valencia

P +34 96 385-6633

F +34 96 385-6699

E info@bauerfeind.es

SWITZERLAND

Bauerfeind AG
Vorderer Böde 5
5452 Oberrohrdorf

P +41 (0) 56 485-8242

F +41 (0) 56 485-8259

E info@bauerfeind.ch

UNITED ARAB EMIRATES

Bauerfeind Middle East FZ-LLC
Dubai Healthcare City
Building 40, Box 505116

Dubai

P +971 4 4335-684

F +971 4 4370-344

E info@bauerfeind.ae

USA

Bauerfeind USA, Inc.
1230 Peachtree St NE
75 14th St NE
Suite 2350

Atlanta, GA 30309

P +1 800 423-3405

P +1 404 201-7800

F +1 404 201-7839

E info@bauerfeindusa.com